



State Treasury
Republic of Finland

Finnish central government borrowing

April 2026

AA+

Credit rating

The government has a solicited credit rating from S&P Global Ratings.

For long-term debt, it is **AA+** (stable)



Outline:

1. Long-term factors supporting economic growth
2. Short-term growth outlook
3. External balance
4. Public finances
5. Funding



1 Long-term factors supporting economic growth

Finland remains one of the most innovative economies in the world

- >90% of workforce are skilled workers and professionals.
- Talented workforce is the result of high-quality education system.
- High adoption of digital infrastructure.
- Share of Finnish firms that use generative AI is the highest among EU
- Skilled labour force and strong institutional focus on innovation support knowledge-based economy.
- Finland invests strongly in R&D to meet the national target of 4% of GDP by 2030.
- Business and regulatory environment are among the most competitive globally.



Governance factors are strong positive drivers for Finland's credit ratings

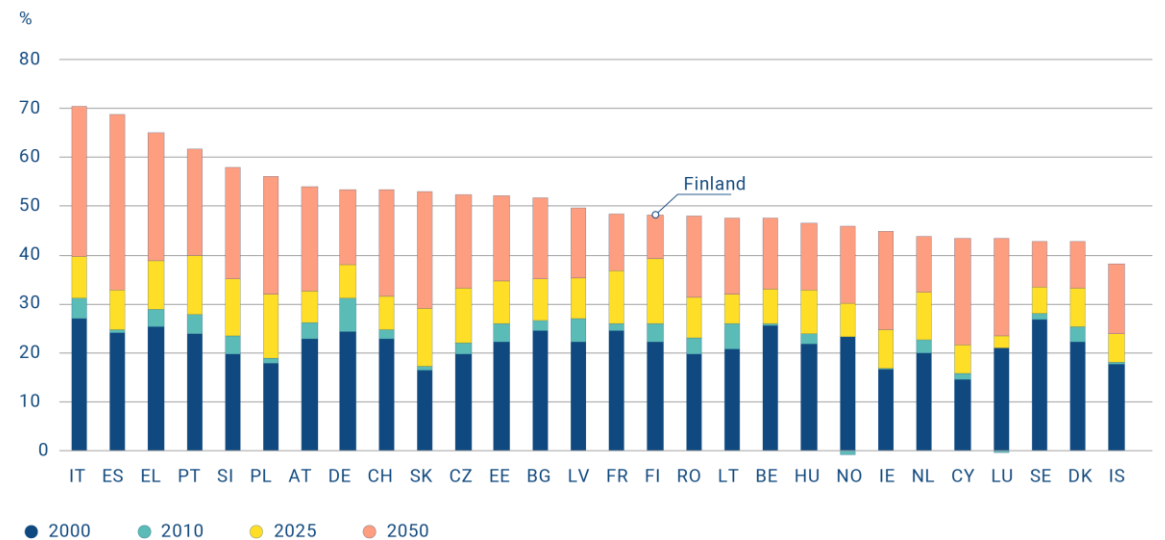
- **100/100 scores in state of democracy** (Freedom House 2026)
- **#1 happiest country** (UN World Happiness Report (2018-2026))
- **#2 least fragile state in the world** (Fragile States Index 2024)
- **#2 least corrupt country in the world** (Transparency International 2025)
- **Top country in media freedom** (World Press Freedom Index 2025)
- Strong rankings in **World Bank Governance Indicators** tracking rule of law, political stability, government effectiveness...

Aging: Finland's relative position improving

- Finland is currently one of the most rapidly ageing countries in the EU, but within the next 25 years it is only expected to be close to the European average.
- As the most rapid phase of demographic ageing is soon behind, this creates the conditions for stronger economic growth than in the past decade.
- Read more: [From demographic pressures to new growth](#) (Debt Management Annual Review 2025)

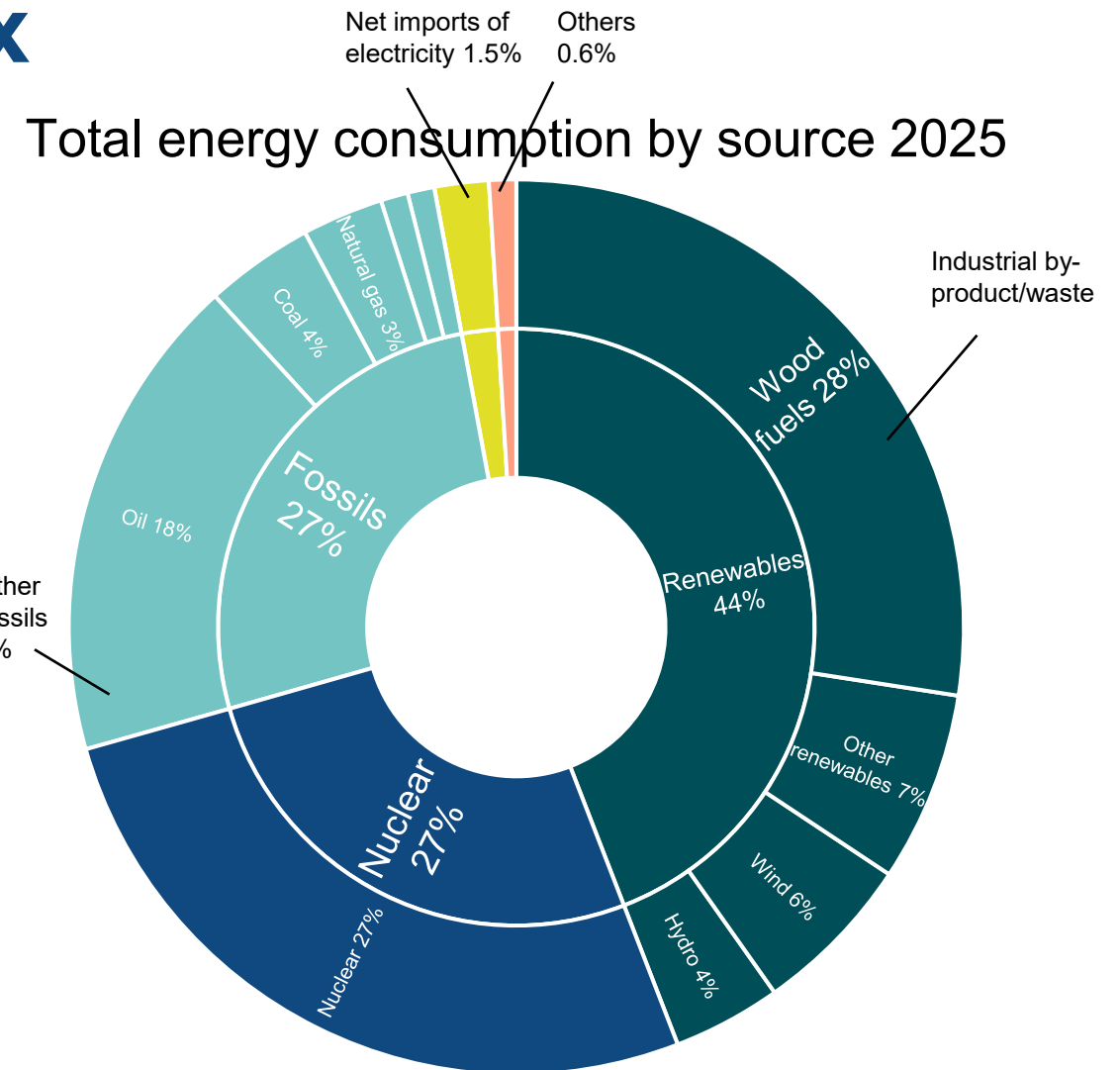
Old-age dependency ratio in Europe, 2000–2050

Source: World Bank



Finland benefits from highly diversified clean energy mix

- In Finland, the share of renewables of the energy mix is at 44% **the second highest** in EU.
- Growth of nuclear, wind, and hydro power have accelerated Finland's **energy transition**.
- Share of fossil fuels of the total energy consumption has halved since 2000.
- **Domestic fossil-free production** covered 95% of Finland's electricity demand in 2024
- Finland's electricity prices among lowest in Europe.
- Increased nuclear power production has improved Finland's energy security further.





2 Short-term growth outlook

Uncertainty clouds economic recovery – again

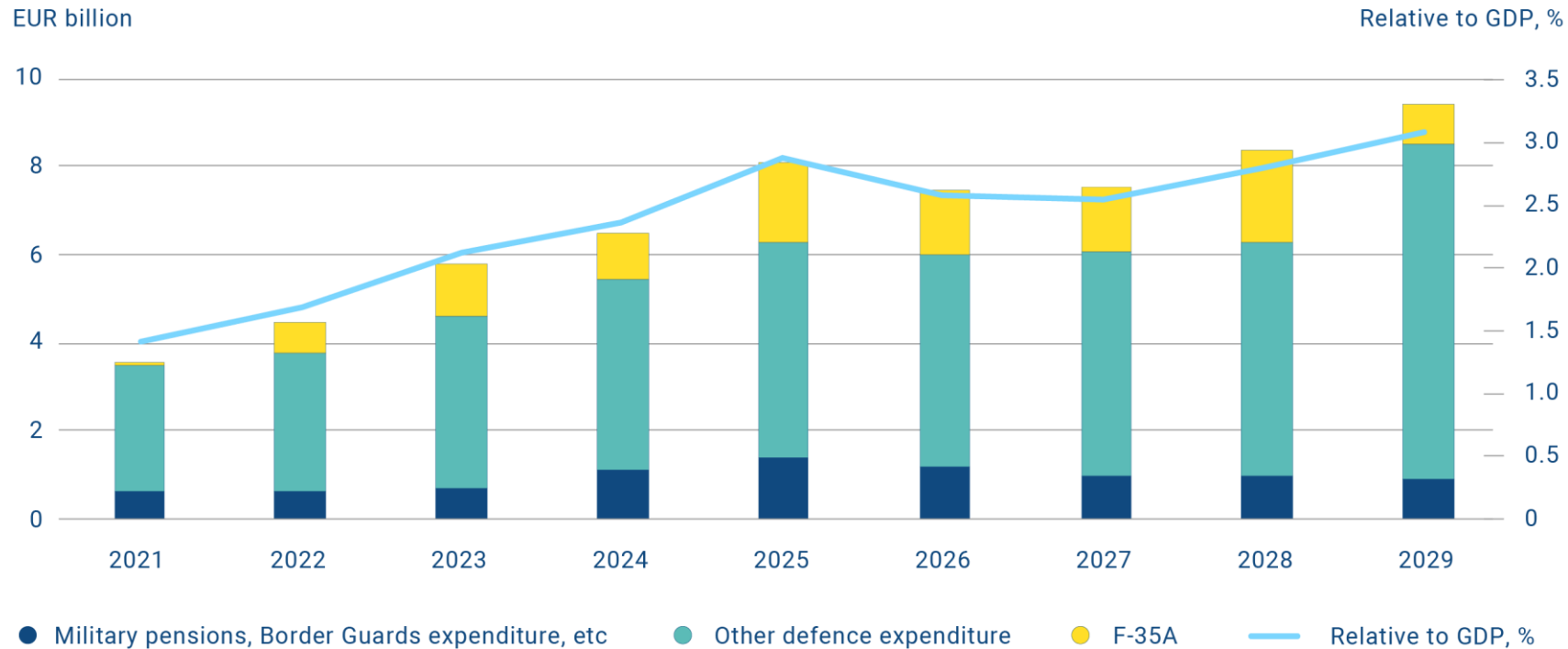
- According to forecasts published after mid-March, the war in the Persian Gulf slows but will not derail Finland's GDP growth.
- Current median estimate for **GDP growth** is 1.0% for 2026 and 1.5% for 2027 – and for **inflation**, 1.6% for 2026 and 1.7% for 2027.
- Investments will see clear growth driven by energy transition, defence projects, and R&D.
- Uncertainty is still evident in private consumption.
- Unemployment is expected to start to decline this year. Unemployment rate has risen due to growth of labour force.

	2024	2025*	2026*	2027*	2028*
GDP change, %	0.4	0.2	1.1	1.7	1.6
Inflation, %	1.6	0.4	1.2	1.8	1.9
Current account, % of GDP	-0.7	0.3	-0.4	-0.4	-0.4
Private investment change, %	-7.7	1.9	2.8	6.7	4.2
Exports change, %	1.8	2.4	1.3	2.4	2.7
Unemployment rate, %	8.4	9.6	9.5	9.1	8.5
Public deficit, % of GDP	-4.4	-3.9	-4.5	-4.0	-3.9
Public debt, % of GDP*	82.4	89.1	91.6	92.4	93.8

Finland will increase defence spending to at least 3% of GDP by 2029

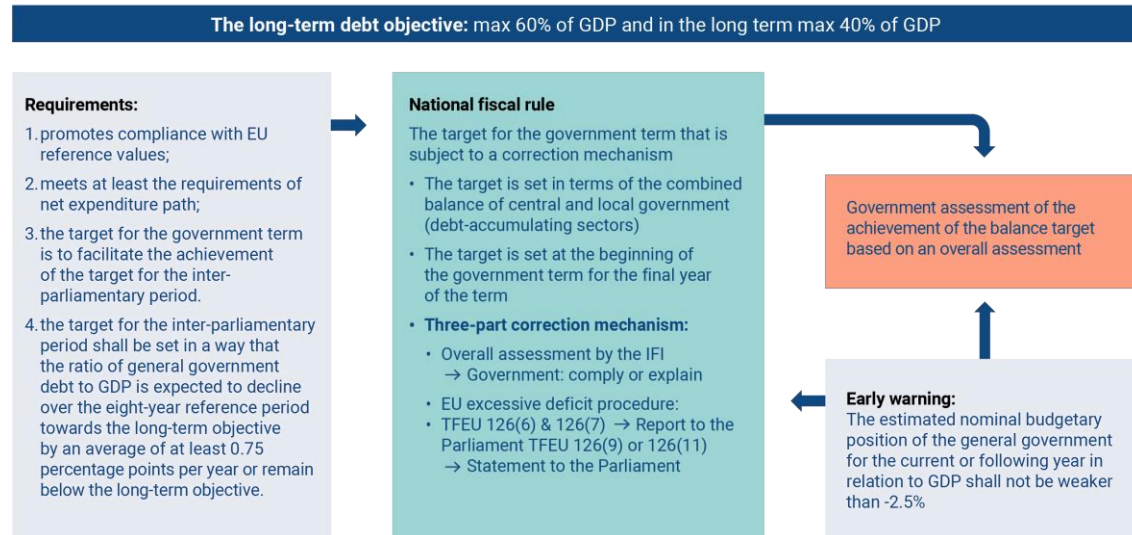
Defence expenditure

Source: Ministry of Finance



Government's fiscal policy target is to stabilise the general government debt ratio by 2027

Fiscal framework



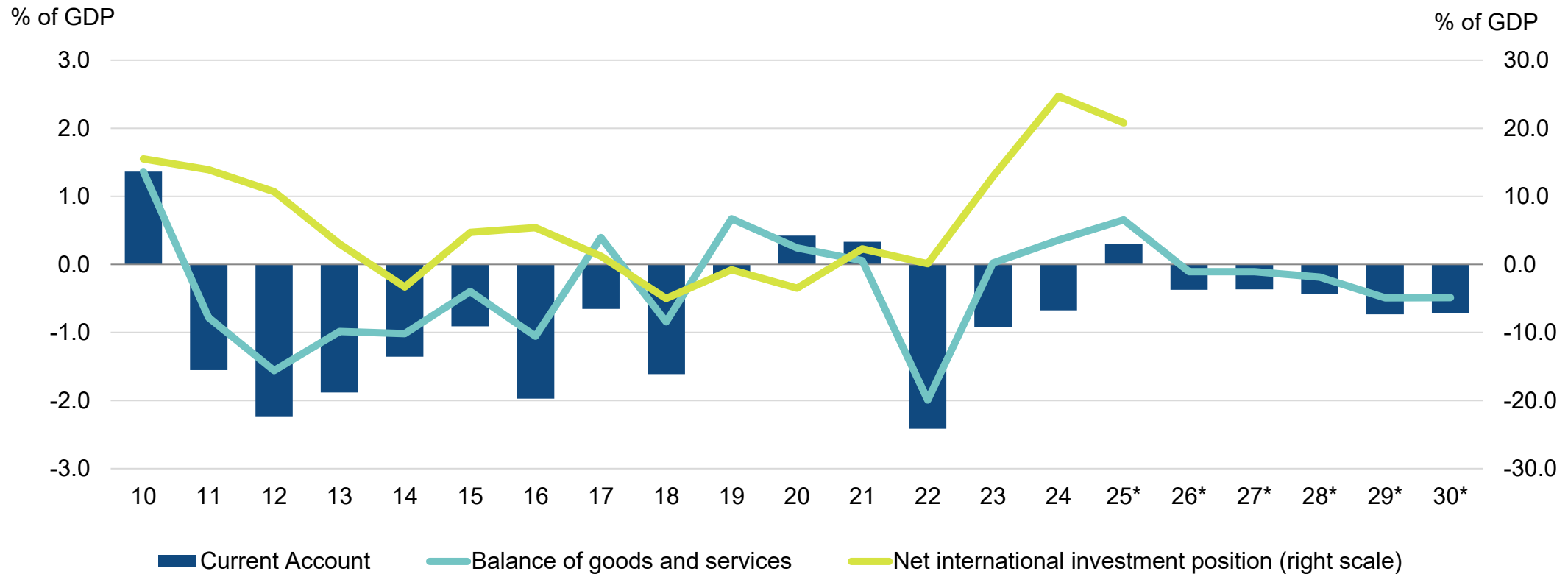
- Government has implemented fiscal consolidation worth of **EUR 9-10bn**, consisting of spending cuts, tax measures and structural reforms especially in the labour market.
- European Commission has proposed excessive deficit procedure for Finland
- On top of this, broad political consensus was reached in 2025 for the **new fiscal framework** that goes beyond EU requirements
- Includes fiscal targets for 1) parliamentary term and 2) inter-parliamentary period, where debt ratio would decline by an average of 0.75 percentage points per year during 8-year period



3 External balance

Finland's external accounts are healthy – current account expected to remain nearly in balance

Current account

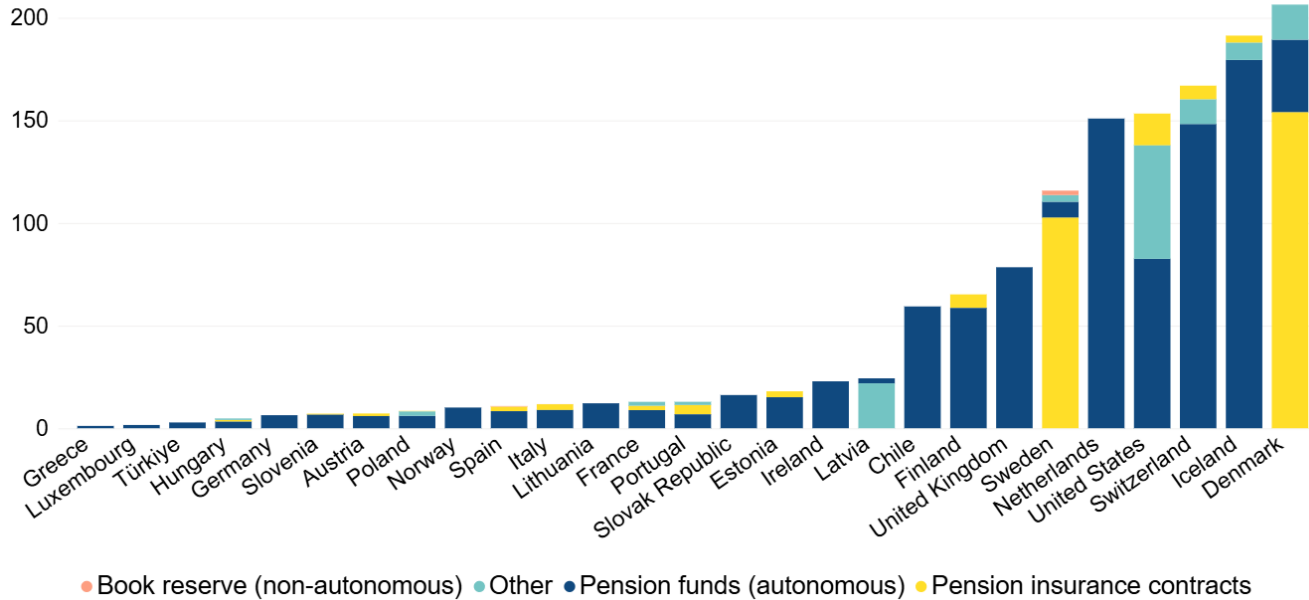


*)forecasts

Longer-term fiscal sustainability is supported by the pension system

Pension assets in 2024

% of GDP

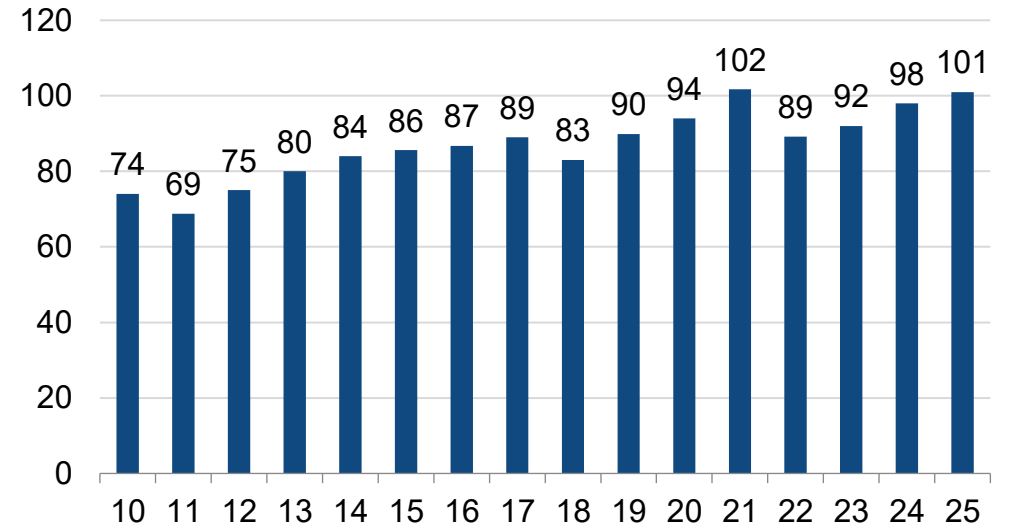


● Book reserve (non-autonomous) ● Other ● Pension funds (autonomous) ● Pension insurance contracts

*Source: OECD Pension Indicators (Pension assets, **excluding** public sector pension assets)

Earnings-related pension assets

% of GDP



*)including public sector pension

Source: Finnish Pension Alliance, Earnings related pension assets, including public sector pension assets

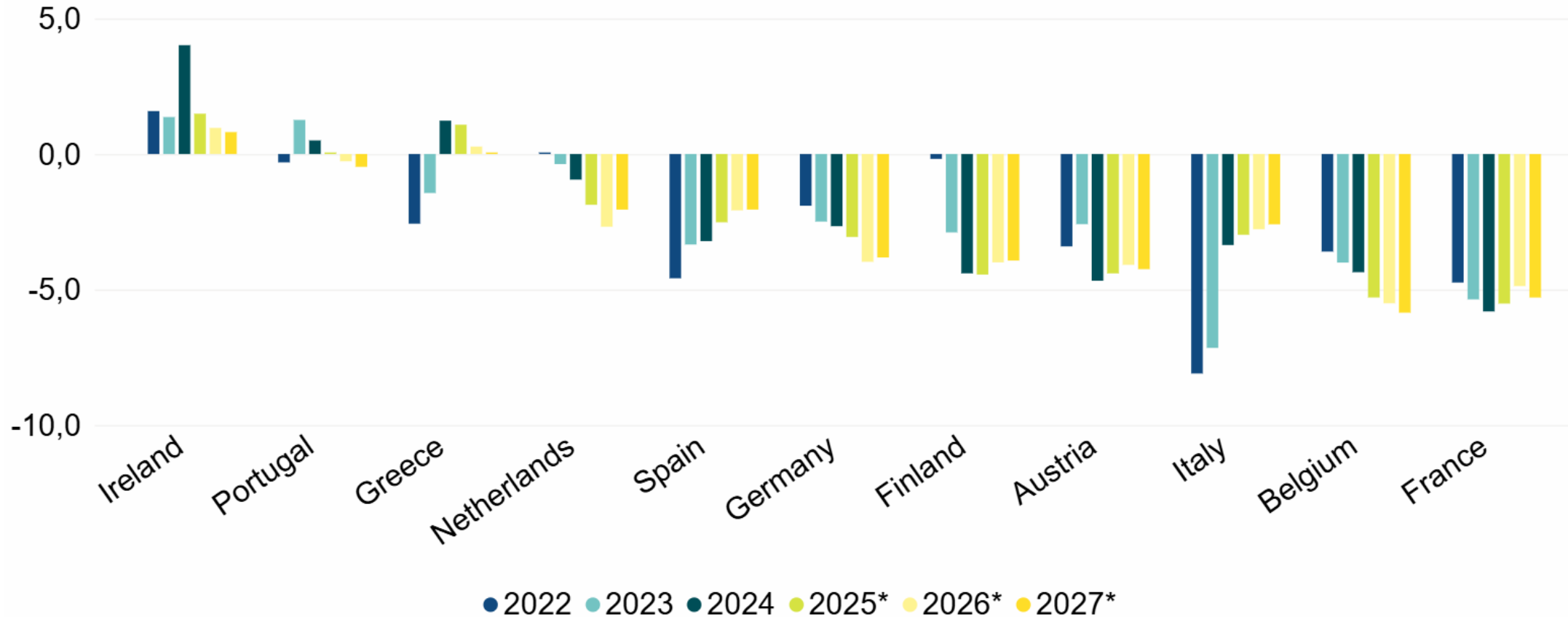
4 Public finances



EMU general government financial balance

EMU General Government Financial Balance

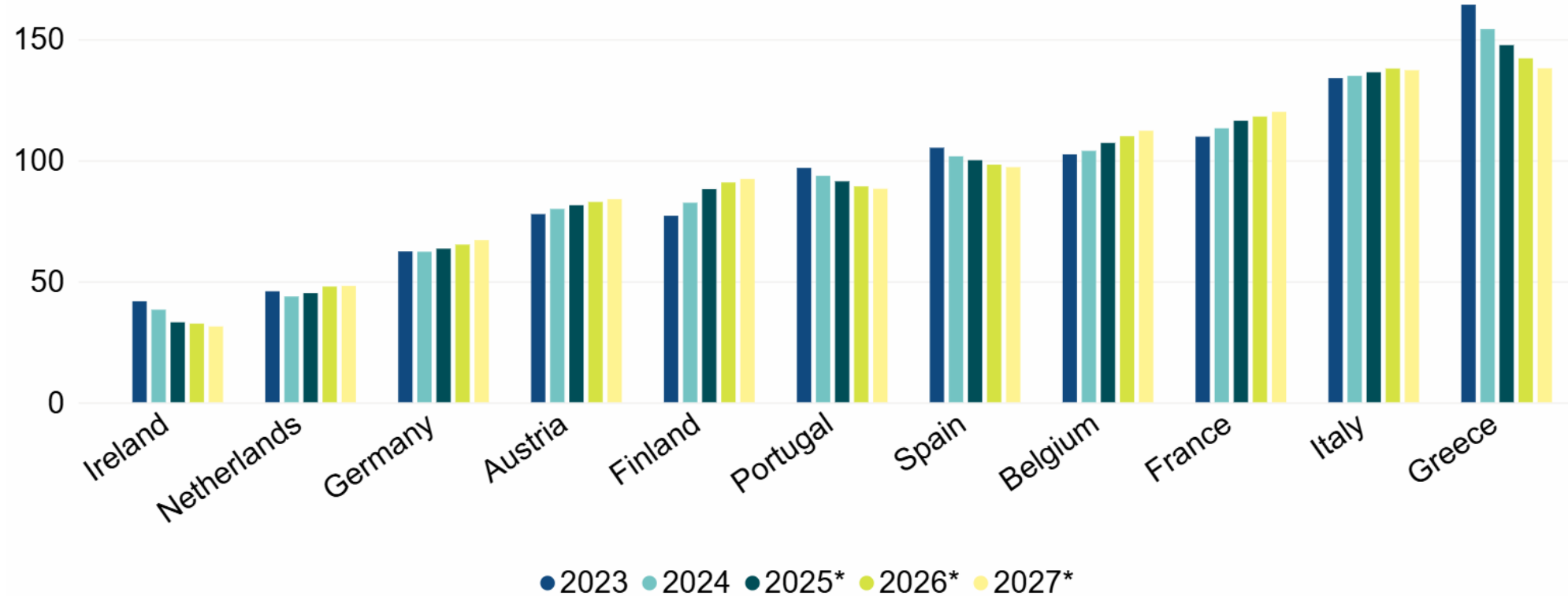
in ratio to GDP, %



The public debt-to-GDP ratio in Finland is around the EU average

EMU General Government Gross Debt

% of GDP

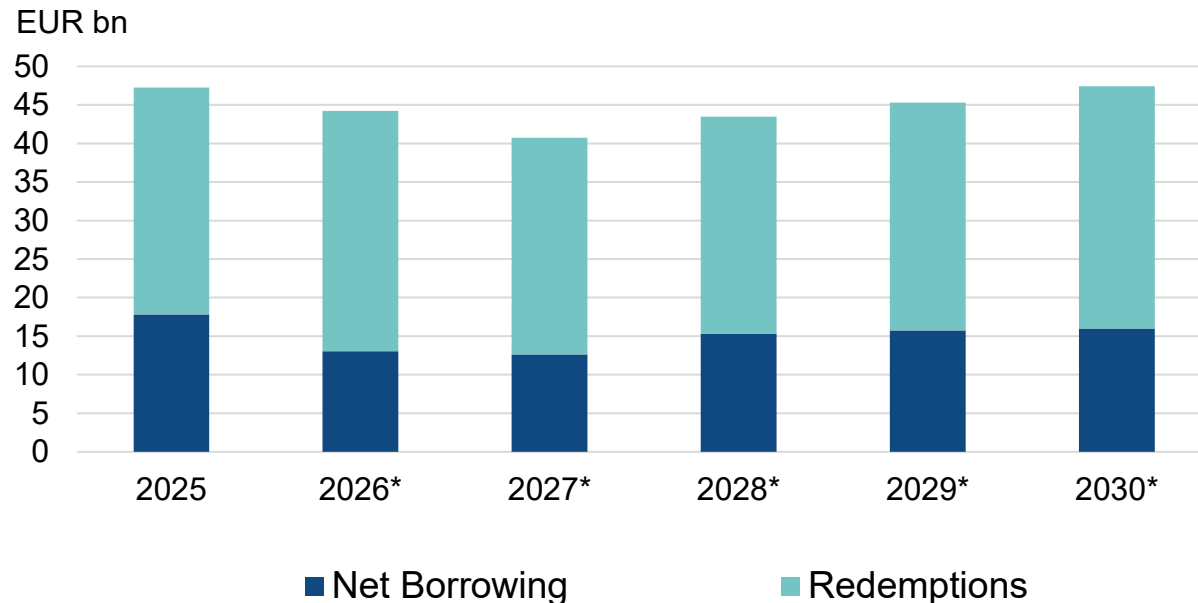


5 Funding

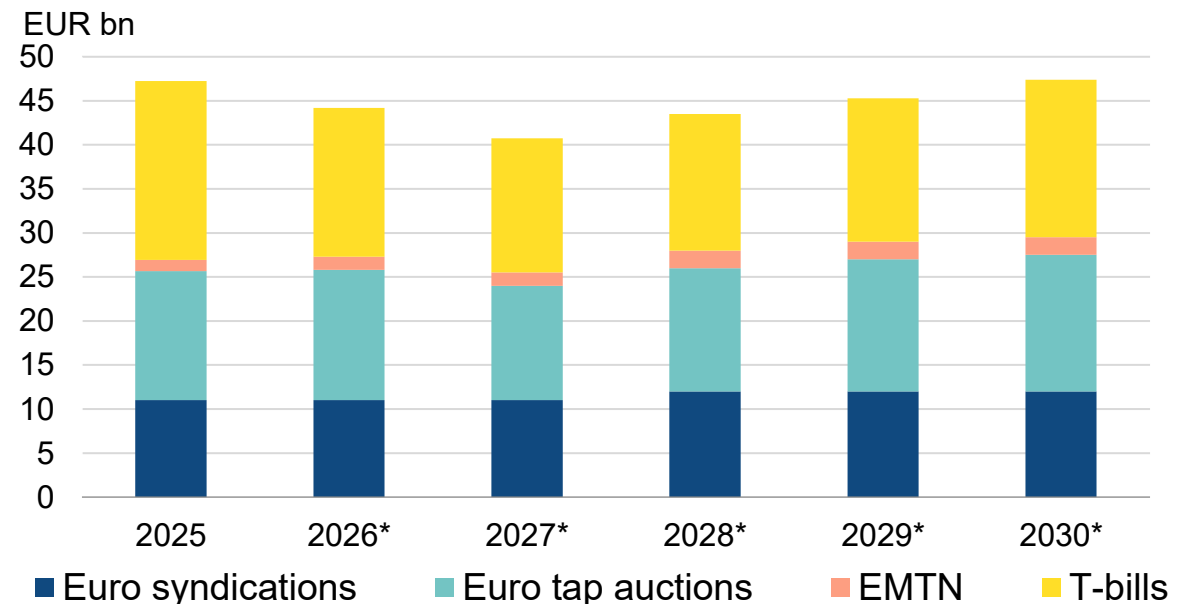


Central government gross borrowing estimate and projected funding instrument allocation

Central government gross borrowing



Projected funding instrument allocation

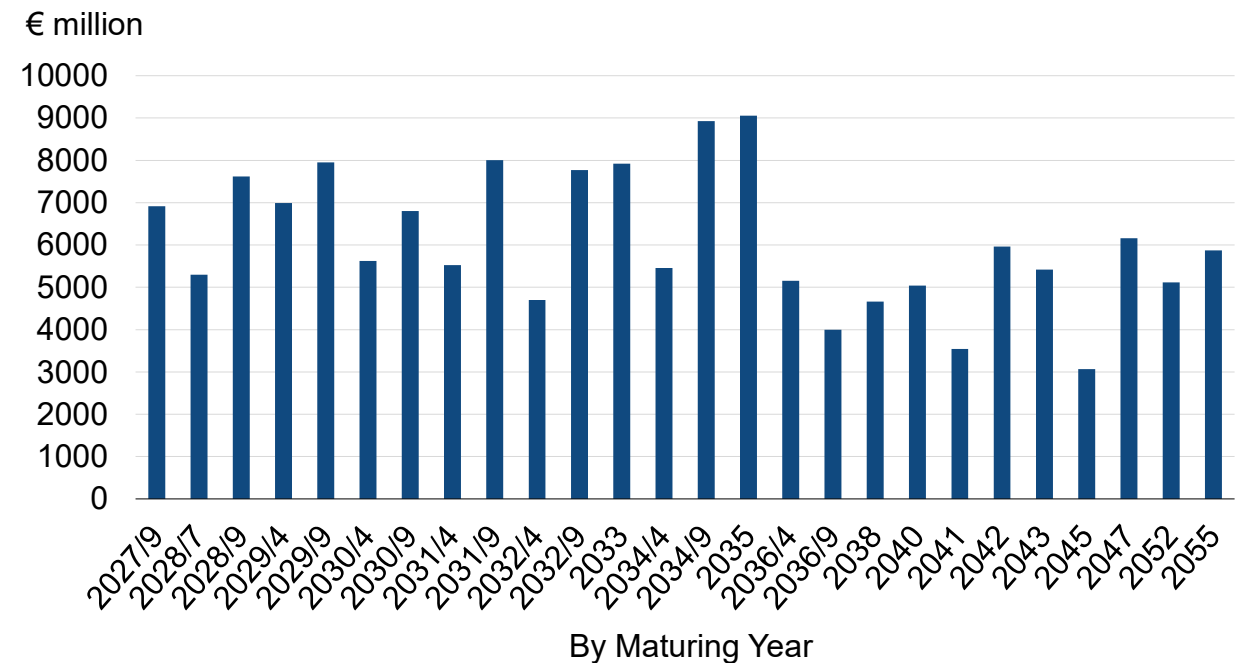


Funding strategy

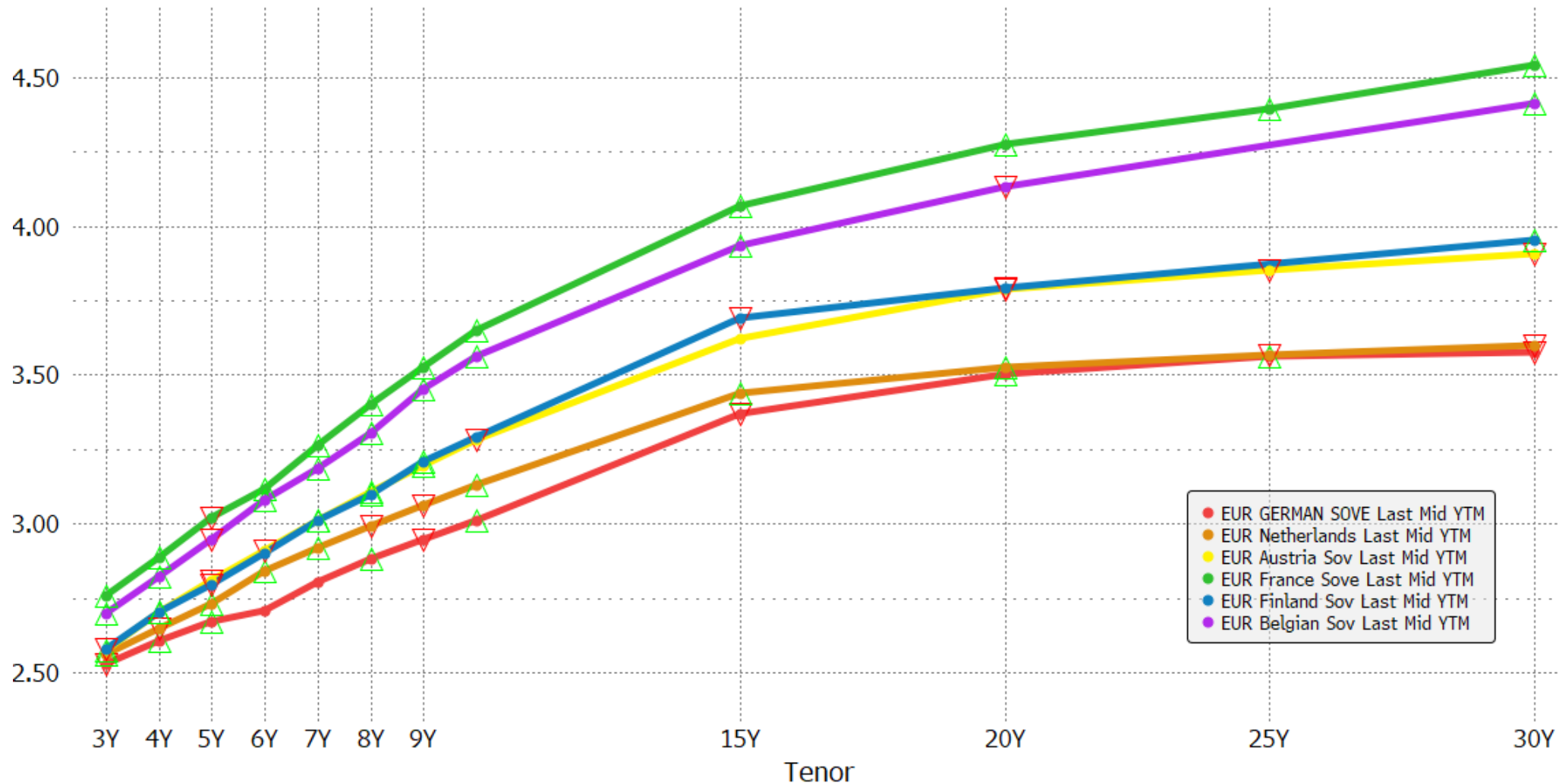
“Maintaining a globally diversified investor base by geography and investor type”

- Euro benchmark bond curve to 30 years
- Three syndicated euro benchmark bonds per year complemented by tap auctions
- Liquidity in focus – Primary Dealers have a quoting obligation.
- EMTN issuance complements euro benchmark bonds

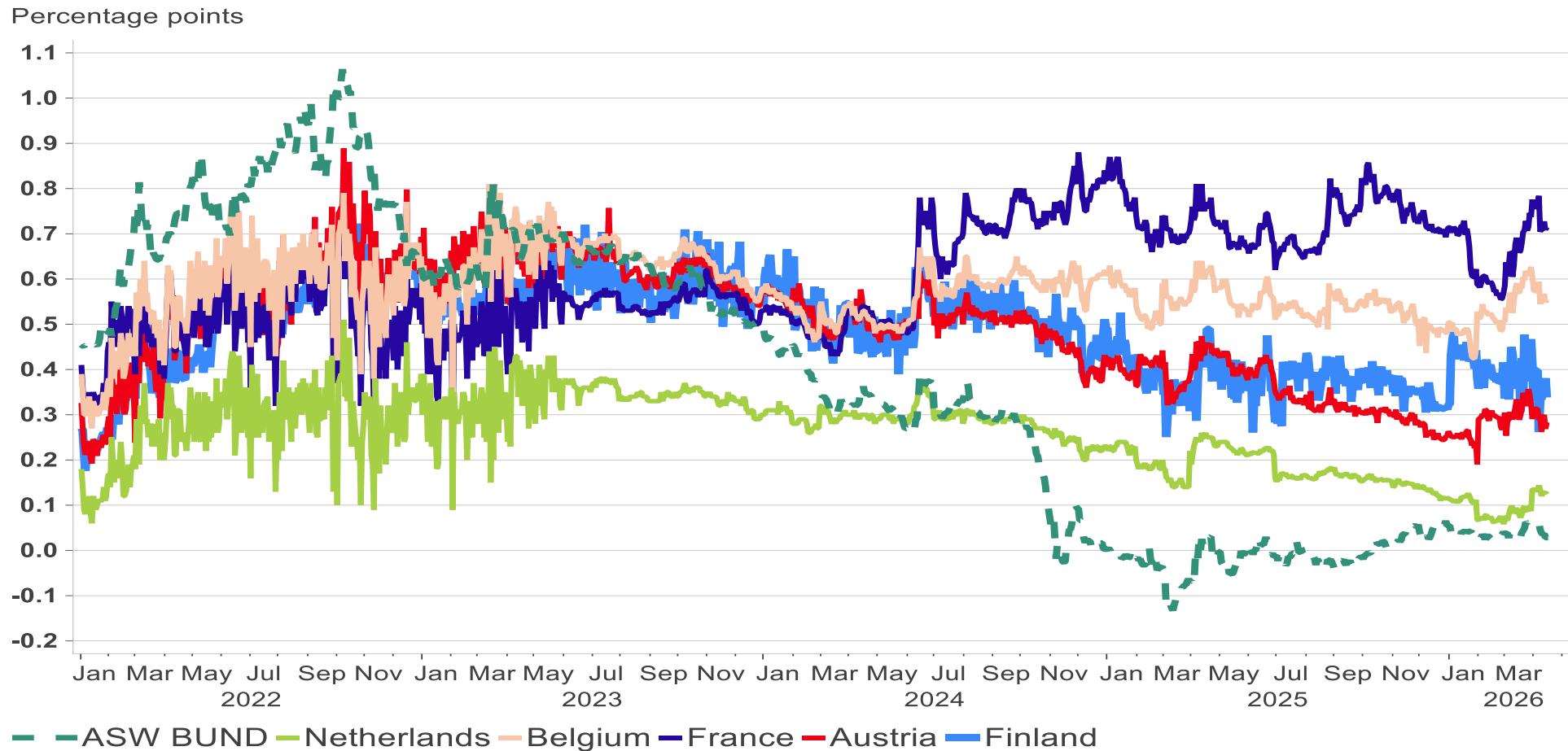
Benchmark bonds outstanding



Yield curves, Finland and peers



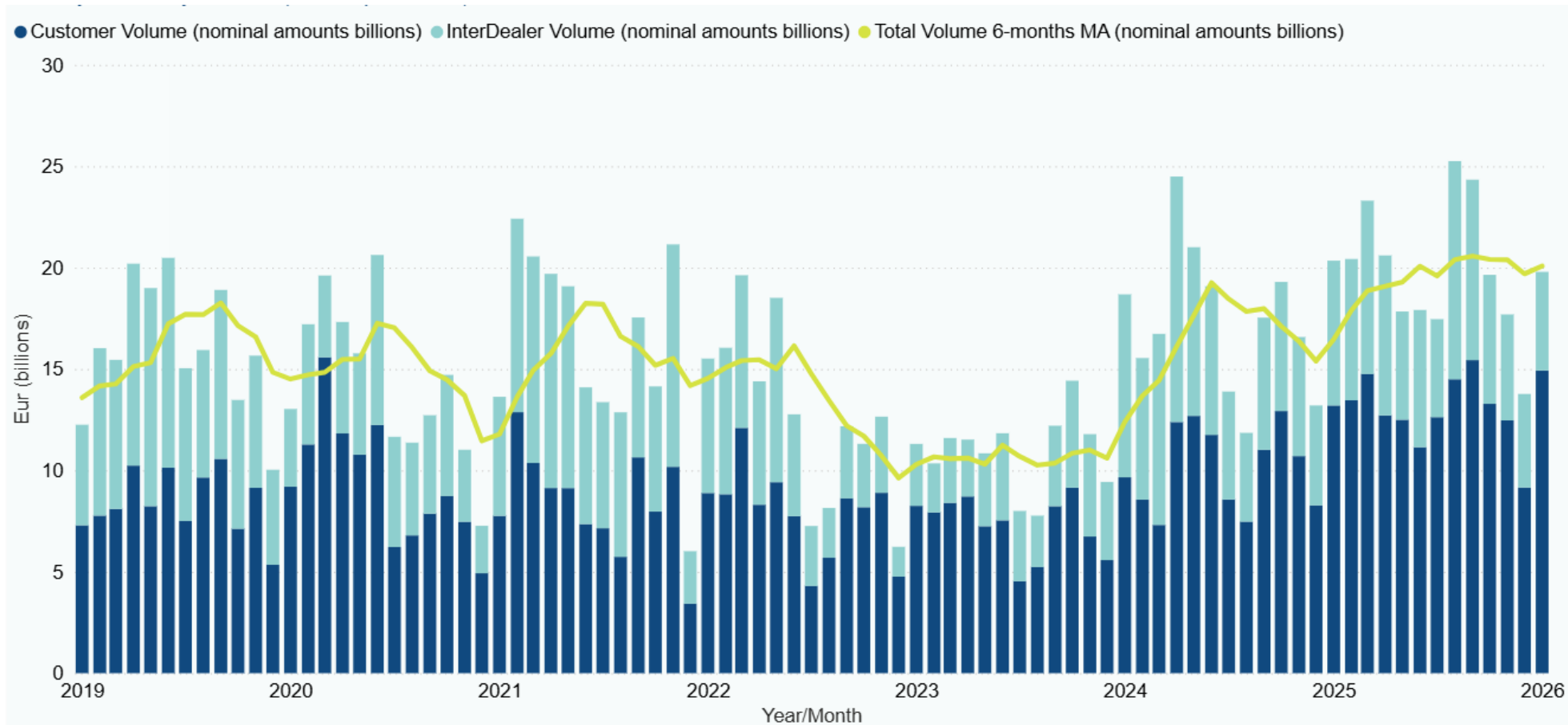
10-year government bond yield spreads to Germany



MACROBOND

Secondary market volumes increased in 2025

Monthly secondary turnover (sales + purchases)



Primary Dealers 2026

BofA Securities

HSBC

Barclays

J.P. Morgan

BNP Paribas

Nomura

Citi

Nordea

Crédit Agricole

Société Générale

Danske Bank

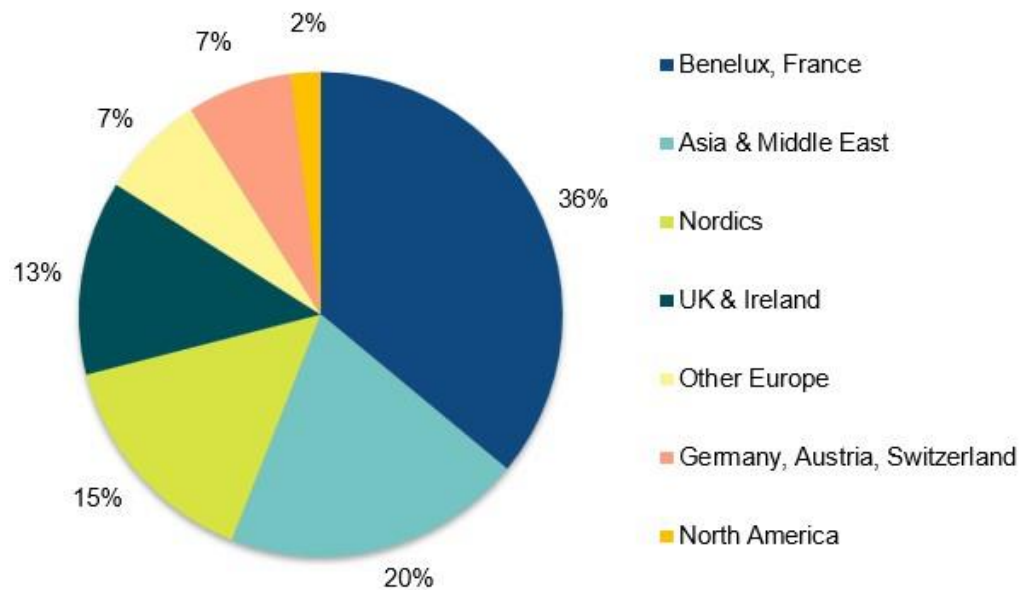
Deutsche Bank

Goldman Sachs

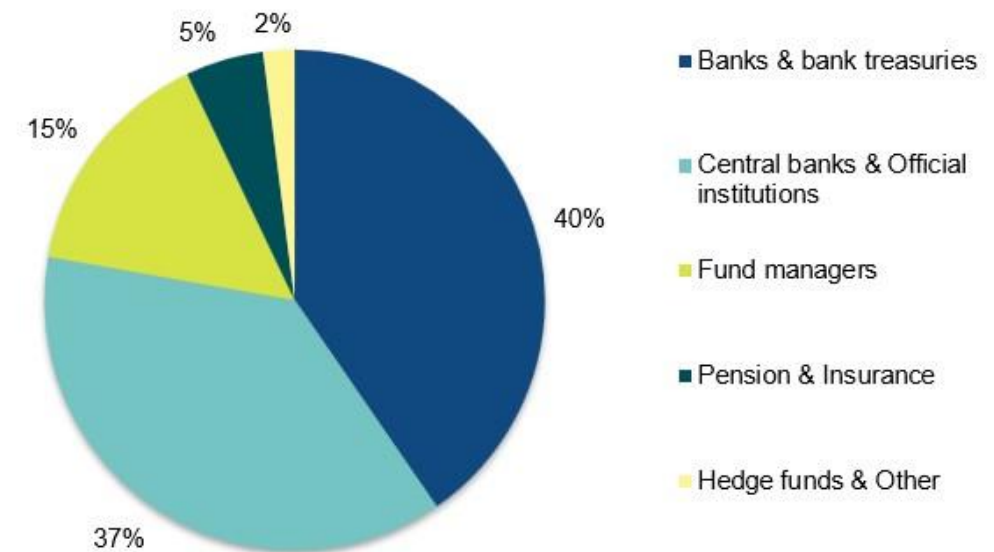
Investor base for RFGB 3.35% EUR 4bn due 15 September 2036

- Launched in April 2026
- Allocated to 110 investors

Distribution of the bond by region



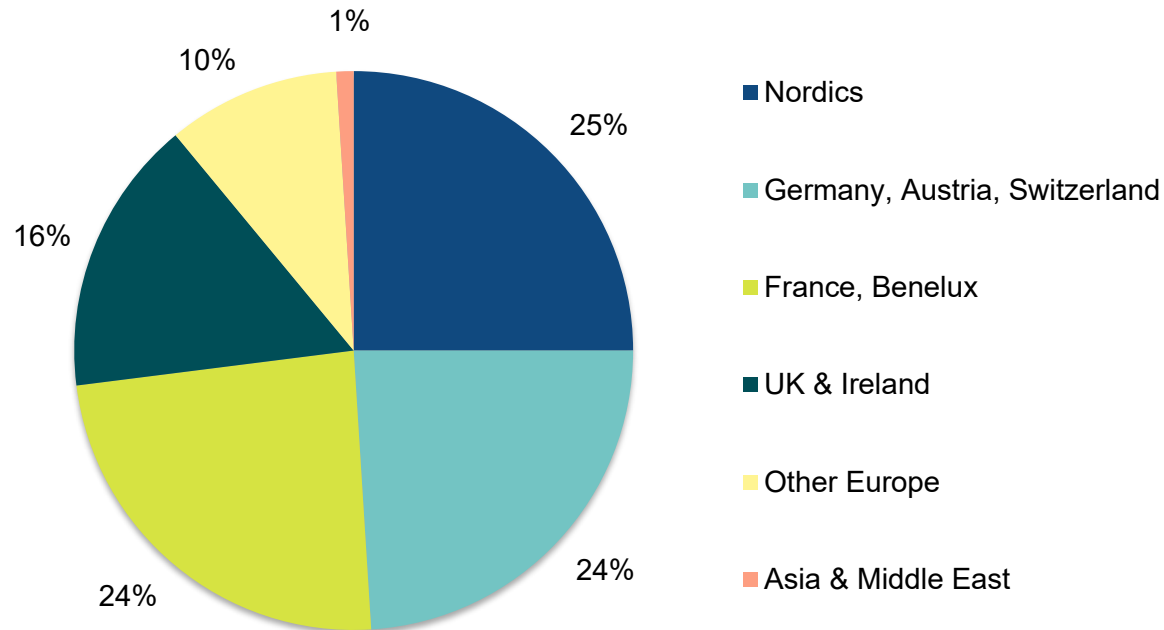
Distribution of the bond by investor type



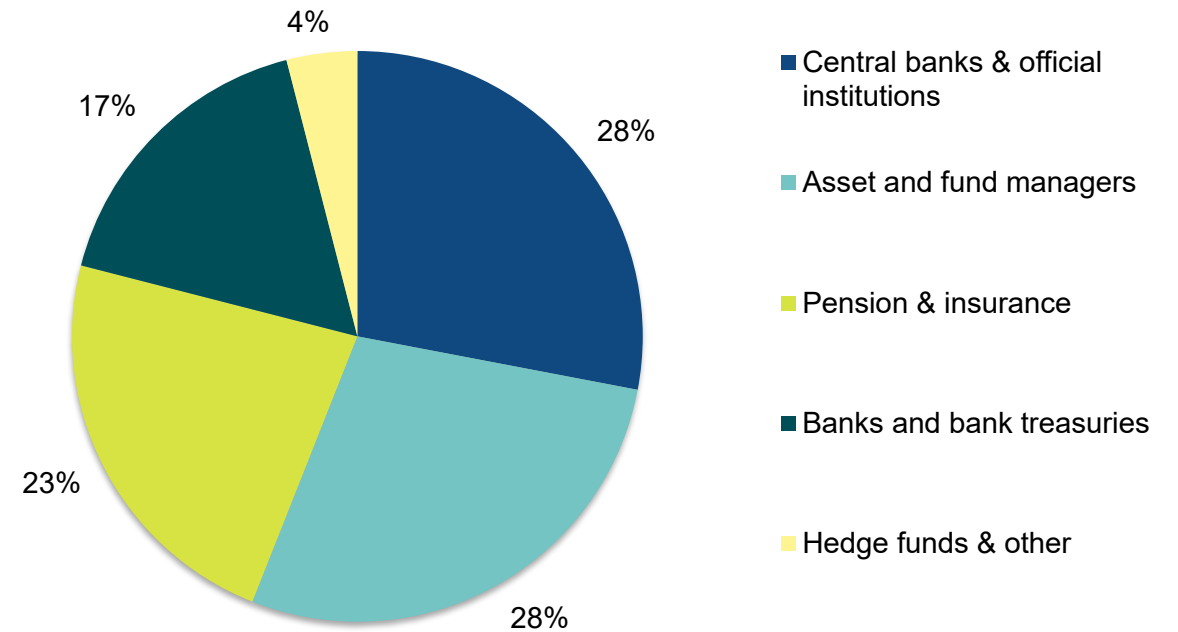
Investor base for RFGB 3.55% EUR 3bn due 15 April 2041

- Launched in January 2026
- Allocated to over 160 investors

Distribution of the bond by region



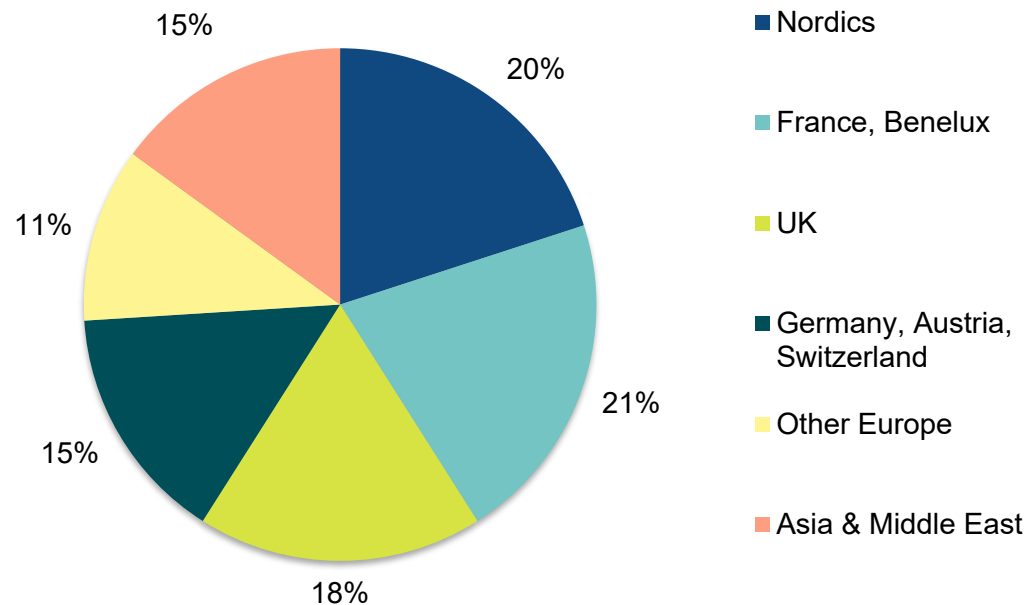
Distribution of the bond by investor type



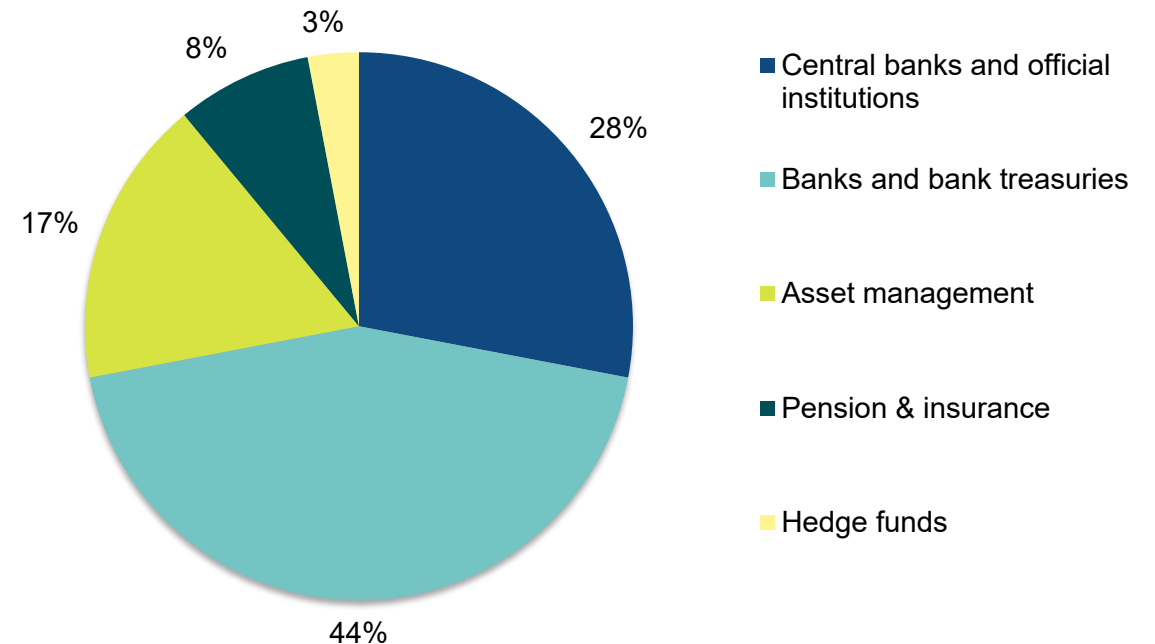
Investor base for RFGB 2.625% EUR 4bn due April 2032

- Launched in August 2025
- Allocated to 160 investors

Distribution of the bond by region



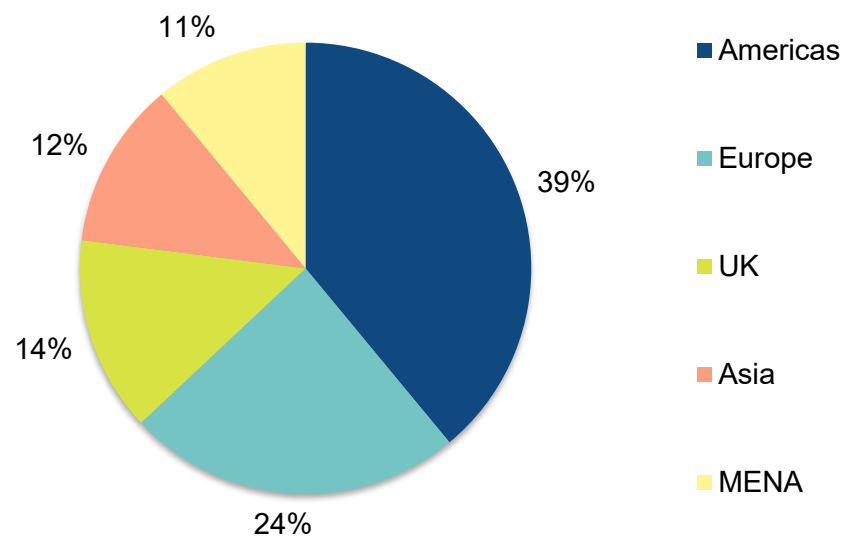
Distribution of the bond by investor type



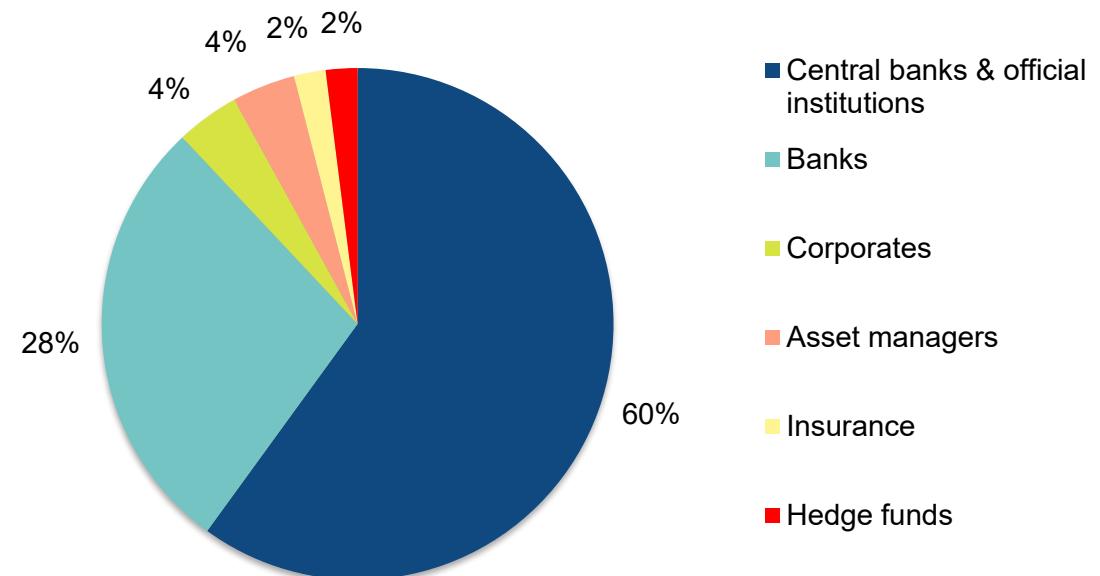
Investor base for FINL 3.625% USD 1.5bn due November 2030

- Launched in October 2025
- Allocated to over 60 investors

Distribution of the bond by region



Distribution of the bond by investor type



Appendices



Sustainability in Finland: current themes

- Finland is by many metrics a global forerunner in sustainability
- Finland ranks #1 progress in towards the **Sustainable Development Goals**
- Finland's net zero carbon emissions goal is 2035
 - New Climate Change Act in 2022
 - **Annual Climate Report** tracks progress towards the target
- National Biodiversity strategy underway
- More on **Finland & ESG**

The Sustainable Development Goals (SDG) Index by UN

<u>Rank</u>	<u>Country</u>	<u>Score</u>
1	Finland	87.02
2	Sweden	85.74
3	Denmark	85.26
4	Germany	83.67
5	France	83.14
6	Austria	83.01
7	Norway	82.72
8	Croatia	82.39
9	Poland	82.08
10	Czechia	81.94

Finland's progress on Sustainable Development Goals

Source:
Sustainable Development Report 2023



Dashboards:

● SDG achieved ● Challenges remain ● Significant challenges remain ● Major challenges remain

Trends:

↑ On track or maintaining SDG achievement ↗ Moderately improving → Stagnating ↓ Decreasing

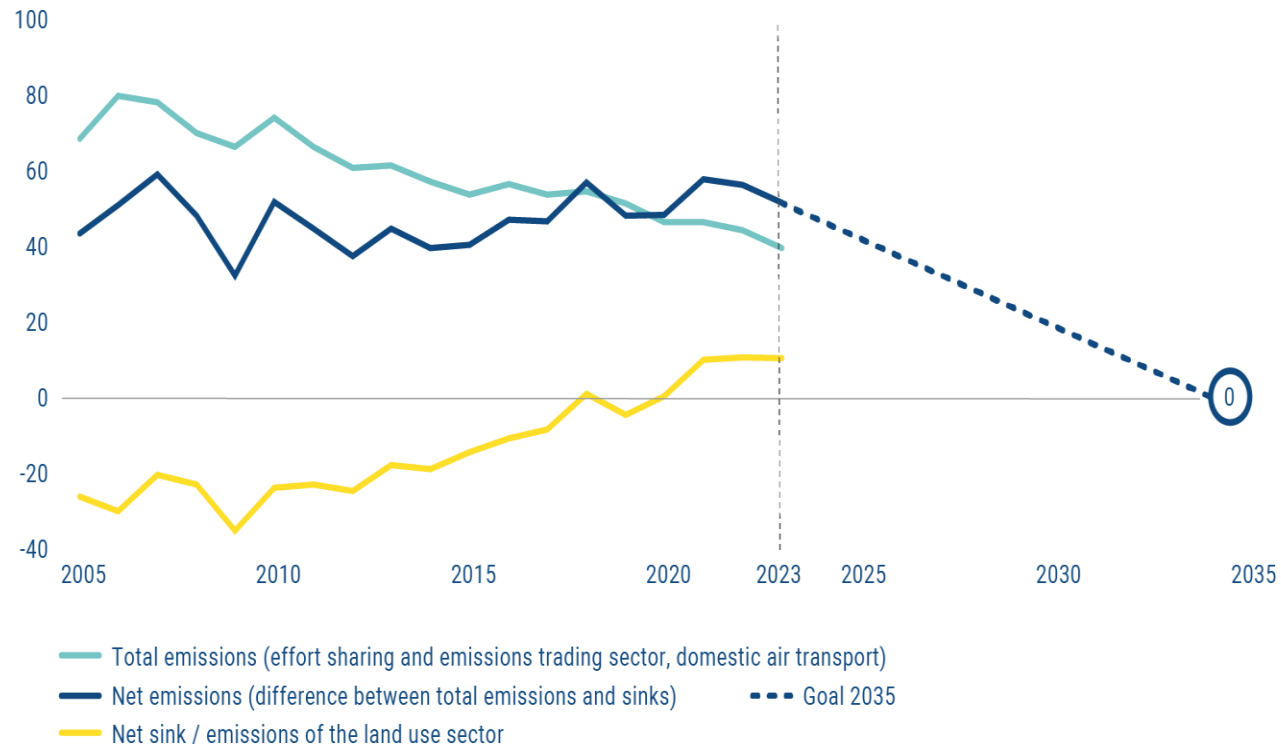
Read more: [Finland is a top performer in sustainable development](#) (Debt Management Annual Review 2025)

Finland has set ambitious goals for its greenhouse gas emissions

Finland's greenhouse gas emissions trends

Sources: Annual Climate Report 2024
(Ministry of the Environment) and Statistics Finland

Million tonnes of carbon dioxide equivalent



International climate commitments:

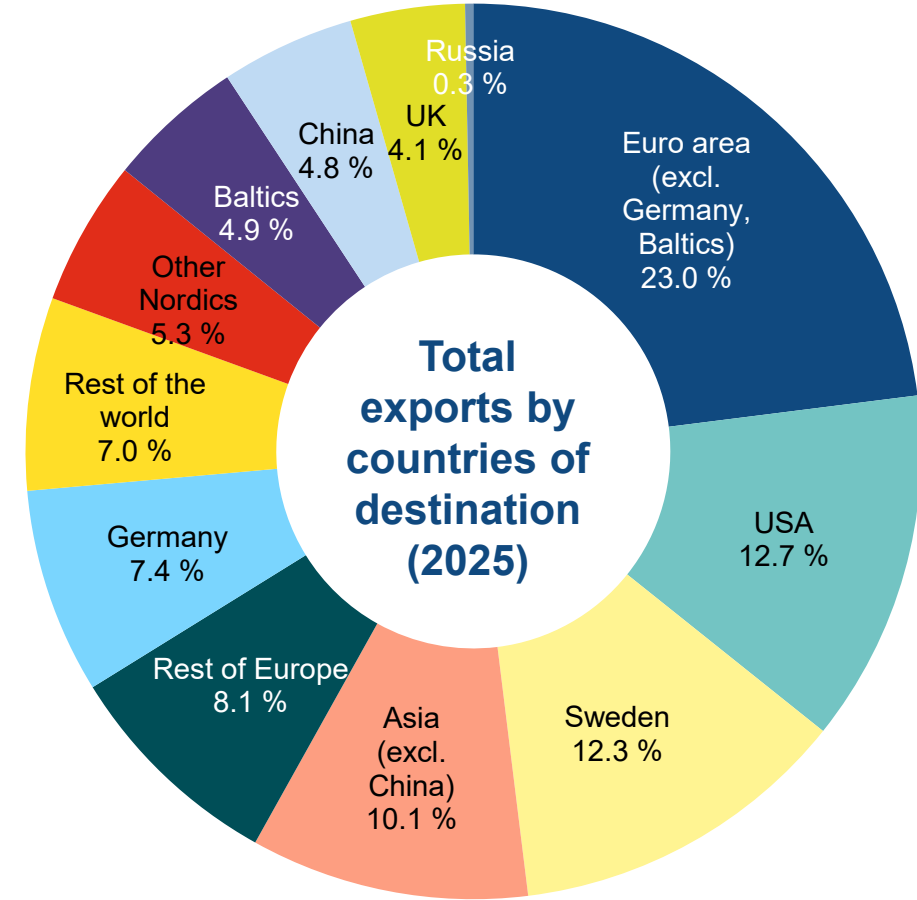
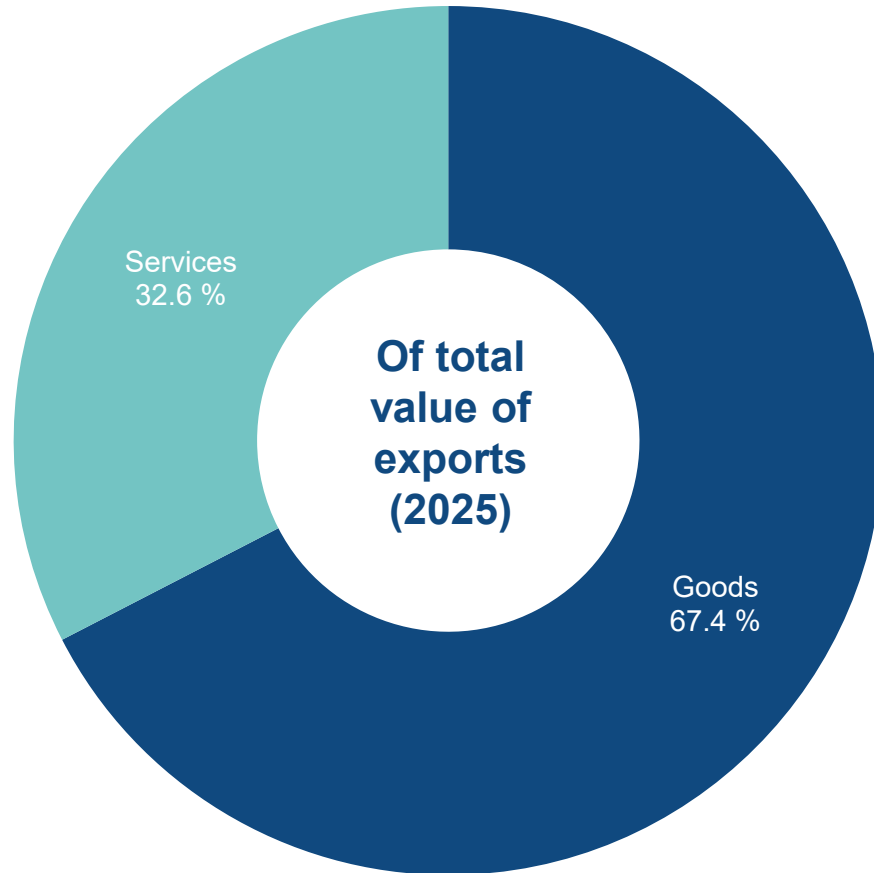
- **Paris Agreement:** limiting the global temperature rise to 1.5° compared to pre-industrial levels
- **EU Green Deal:** reduction of GhG emissions by at least 55% by 2030, compared to 1990 levels.

National climate targets:

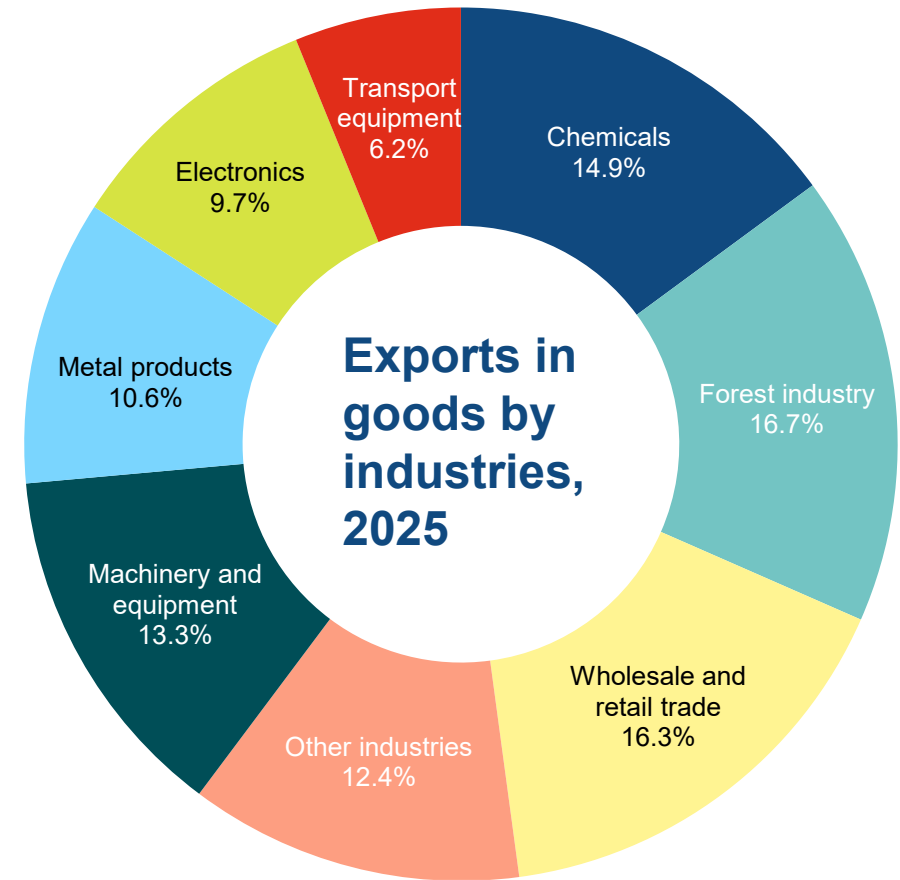
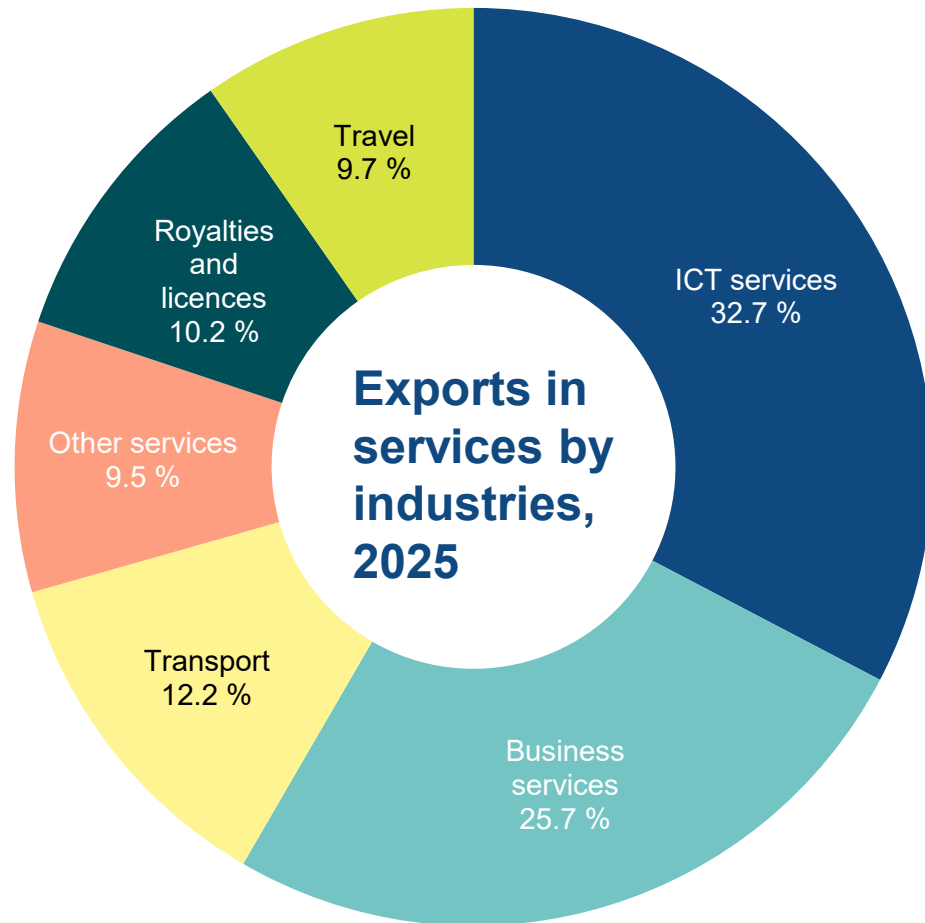
- **Emission reduction targets of -60% by 2030, -80% by 2040 and -90 % but aiming at -95 % by 2050**
- **Carbon neutral by 2035**
- The national targets are enshrined in the Climate Change Act
- See also: Finland's climate performance assessed against **ASCOR framework**

Sources: Statistics Finland, energy supply and consumption; preliminary data January 2025; Annual Climate Reports 2024 and 2025

Small, open economy – exports account for 40% in relation to Finland's GDP



Finnish main exports in services and goods



Disclaimer

NOT FOR DISTRIBUTION, DIRECTLY OR INDIRECTLY, IN OR INTO THE UNITED STATES

The information contained herein is not for publication or distribution, directly or indirectly, in or into the United States. These materials do not contain or constitute an offer of securities for sale, or the solicitation of an offer to purchase securities, in the United States. The securities referred to herein have not been and will not be registered under the United States Securities Act of 1933, as amended (the "Securities Act"), and may not be offered or sold in the United States absent registration under the Securities Act or pursuant to an available exemption from the registration requirements of the Securities Act. The Issuer has not registered and does not intend to register any portion of the offering in the United States or to conduct a public offering of any securities in the United States.

This presentation may include "forward-looking statements". Such statements contain the words "anticipate", "believe", "intend", "estimate", "expect", "will", "may", "project", "plan" and words of similar meaning. All statements included in this presentation other than statements of historical facts, including, without limitation, those regarding financial position, business strategy, plans and objectives of management for future operations (including development plans and objectives) are forward-looking statements. Such forward-looking statements involve known and unknown risks, uncertainties and other important factors that could cause actual results, performance or achievements to be materially different from future results, performance or achievements expressed or implied by such forward-looking statements. Such forward-looking statements are based on numerous assumptions regarding present and future economic or fiscal strategies and the relevant future economic environment. These forward-looking statements speak only as of the date of this presentation and the State Treasury of Finland expressly disclaims to the fullest extent permitted by law any obligation or undertaking to disseminate any updates or revisions to any forward-looking statements contained herein to reflect any change in expectations with regard thereto or any change in events, conditions or circumstances on which any such statement is based. Nothing in the foregoing is intended to or shall exclude any liability for, or remedy in respect of, fraudulent misrepresentation.

This material has been prepared based upon information that the State Treasury believes to be reliable. However, the State Treasury does not represent that this material is accurate, complete and up to date and accepts no liability if it is not. Opinions expressed are current opinions only as of the date indicated. Any historical price(s) or value(s) are also of the date indicated.



State Treasury
Republic of Finland

www.treasuryfinland.fi
twitter.com/treasuryfinland

Bloomberg: STF

Contact information:

Visiting address: Sörnäisten rantatie 13, Helsinki

Mailing address: P.O. BOX 14, FI-00054 STATE TREASURY, FINLAND

Tel. +358 295 50 2000 (switchboard)

e-mail: firstname.lastname@statetreasury.fi