




# Monthly review for central government finances

December 2022



Valtiokonttori  
Statskontoret  
State Treasury

*The Monthly Review for Central Government Finances* contains reports on the realisation of the state budget, and the state income, expenses, assets, liabilities, and cash flow.

The information is based on the accounting data supplied by accounting units and off-budget entities and maintained by the Finnish Government Shared Services Centre for Finance and HR in the Kieku system and from which the information is made available to consolidated accounting. The concepts of national accounts that are used by Statistics Finland in its reports are not used.

Reports 1 to 5 in this review describe the on-budget entities. Reports 1 and 2 present information from budget accounting, meaning that the profit and costs are presented using concepts and terms from the budget. The data in reports 3 to 5 are produced from business accounting and are presented using business accounting concepts. The income and expenses as well as receivables and debts between the offices and organisations are eliminated in the State income and expense account (report 3) and the central government balance sheet (report 5). The eliminated items are deducted from the respective calculation rows.

Reports 6 to 9 describe the Central Government Finances, referring to the financial complex consisting of the on-budget entities and the treasury finances outside the budget. The transactions, receivables, and debts between the on-budget entities and treasury finances have been eliminated. The data in the reports are produced from the business accounting data and are presented using business accounting concepts. Changes have been made in the contents of the funds statement for central government finances and balance of central government finances, which are presented in accordance with a more detailed elimination procedure.

The financial statement of the Central Government Finances is presented as a funds statement. More detailed interpretation instructions for the funds statement will be updated during this year. On the website can be found both time series related to the data in the funds statement and the publication schedule for the Monthly Review for Central Government Finances.

For more information on the monthly review, please contact Central Accounting, tel. +358 295 50 2000, or e-mail kkp (at) valtiokonttori.fi

## Balance of the on-budget entities (m EUR)

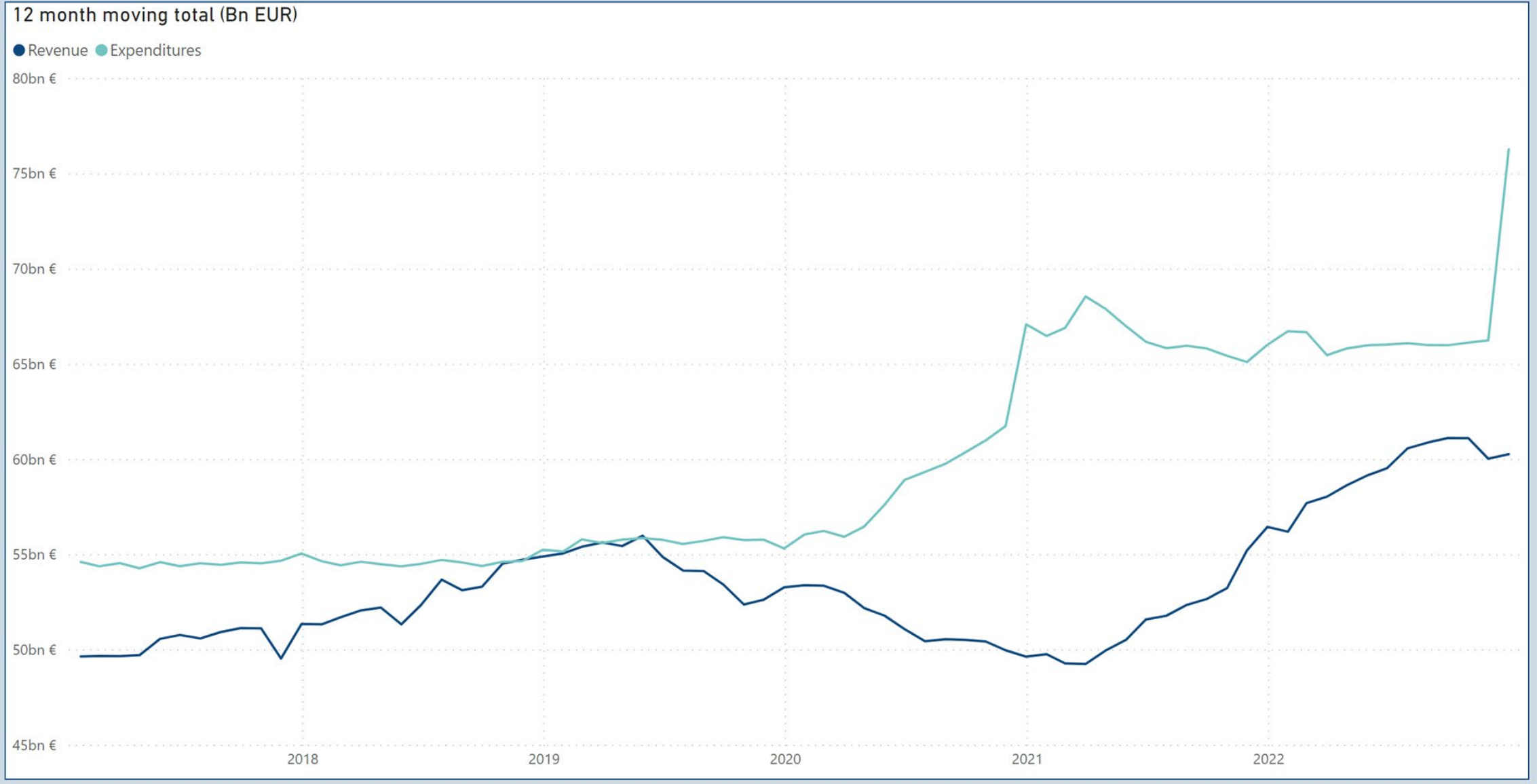
Main title of revenues or item	Budgeted 2022	Total 1.1. - 31.12.2022	Total 1.1. - 31.12.2021	Total 1.1.2022 - 31.12.2022 (12 month moving total)	Change from the previous year's 12 month moving total	Change from the previous year's 12 month moving total %
11. Taxes and tax-like revenue	50,798	51,685	46,753	51,685	4,932	11
12. Miscellaneous revenue	6,671	6,711	7,152	6,711	-441	-6
13. Interest income, sales proceeds of shares and withdrawals of profit	1,648	1,633	2,379	1,633	-746	-31
15.01. Debt redemptions to the state	149	229	157	229	71	45
<b>Total revenue</b>	<b>59,266</b>	<b>60,257</b>	<b>56,441</b>	<b>60,257</b>	<b>3,816</b>	<b>7</b>

Main title of revenues or item	Budgeted 2022	Total 1.1. - 31.12.2022	Total 1.1. - 31.12.2021	Total 1.1.2022 - 31.12.2022 (12 month moving total)	Change from the previous year's 12 month moving total	Change from the previous year's 12 month moving total %
21. Parliament	134	130	122	130	7	6
22. President of the Republic	27	24	18	24	6	31
23. Prime Minister's Office	675	669	998	669	-329	-33
24. Ministry for Foreign Affairs	1,393	1,378	1,349	1,378	29	2
25. Ministry of Justice	1,065	1,053	1,062	1,053	-9	-1
26. Ministry of the Interior	2,043	1,949	1,762	1,949	186	11
27. Ministry of Defence	4,490	4,255	4,346	4,255	-91	-2
28. Ministry of Finance	32,978	32,841	19,857	32,841	12,984	65
29. Ministry of Education and Culture	7,793	7,628	7,397	7,628	231	3
30. Ministry of Agriculture and Forestry	3,002	2,955	2,951	2,955	5	0
31. Ministry of Transport and Communications	3,865	3,829	3,747	3,829	82	2
32. Ministry of Employment and the Economy	3,336	2,886	3,720	2,886	-834	-22
33. Ministry of Social Affairs and Health	15,929	15,453	17,522	15,453	-2,069	-12
35. Ministry of the Environment	376	373	364	373	9	2
36. Interest on central government debt	804	840	788	840	53	7
<b>Total expenditures excl. government dept payment</b>	<b>77,910</b>	<b>76,261</b>	<b>66,002</b>	<b>76,261</b>	<b>10,259</b>	<b>16</b>

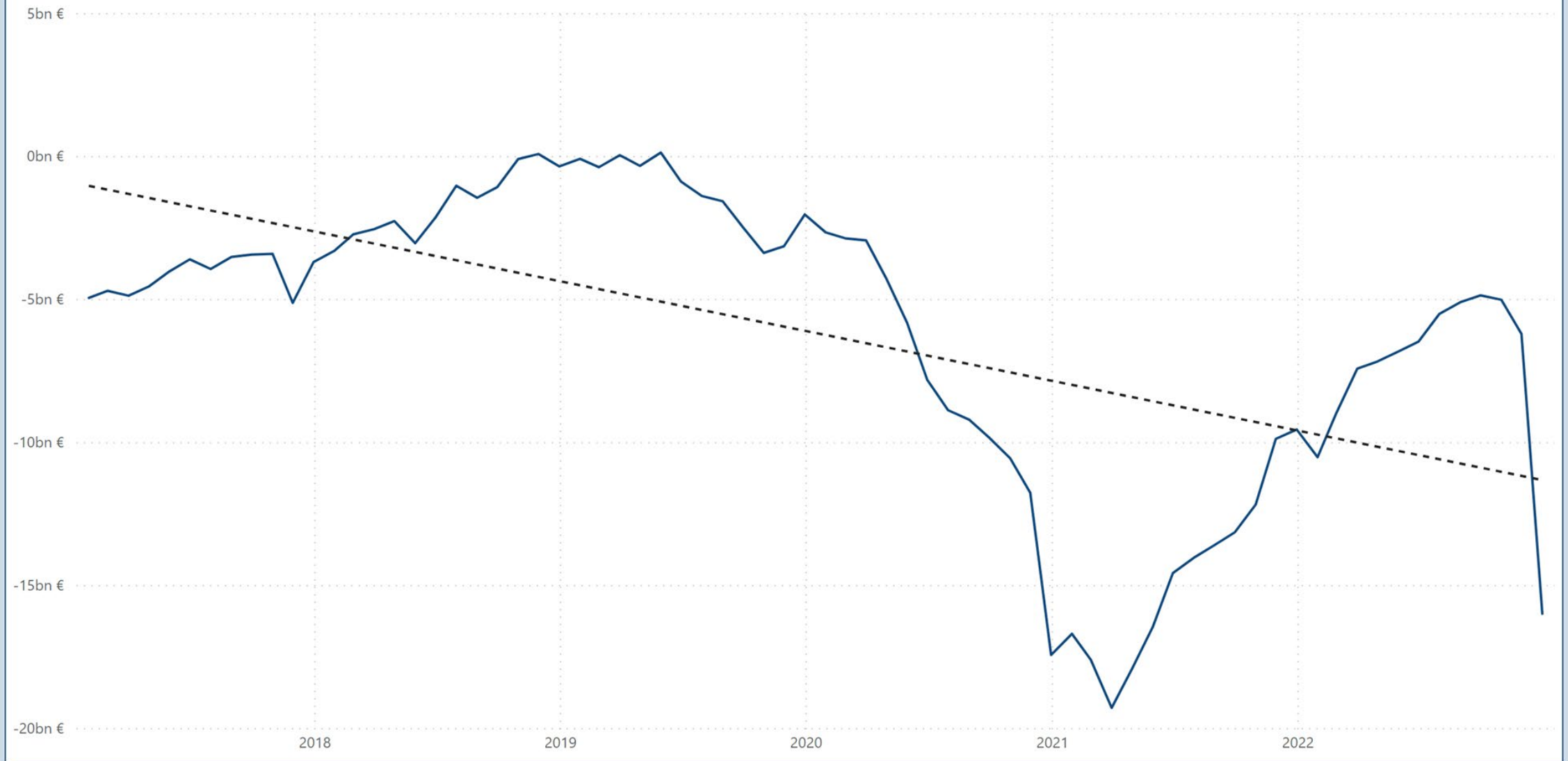
Surplus/deficit	Budgeted 2022 surplus/deficit	Total 1.1. - 31.12.2022 surplus/deficit	Total 1.1. - 31.12.2021 surplus/deficit	Total 1.1.2022 - 31.12.2022 (12 month moving total) surplus/deficit	Change from the previous year's 12 month moving total surplus/deficit	Change from the previous year's 12 month moving total surplus/deficit %
Surplus/deficit	-18,644	-16,004	-9,560	-16,004	-6,444	-67



# On-budget entities' revenue and expenditures



12 month moving total and linear trend (Bn EUR)



## TAXES AND TAX-LIKE REVENUE (M EUR)


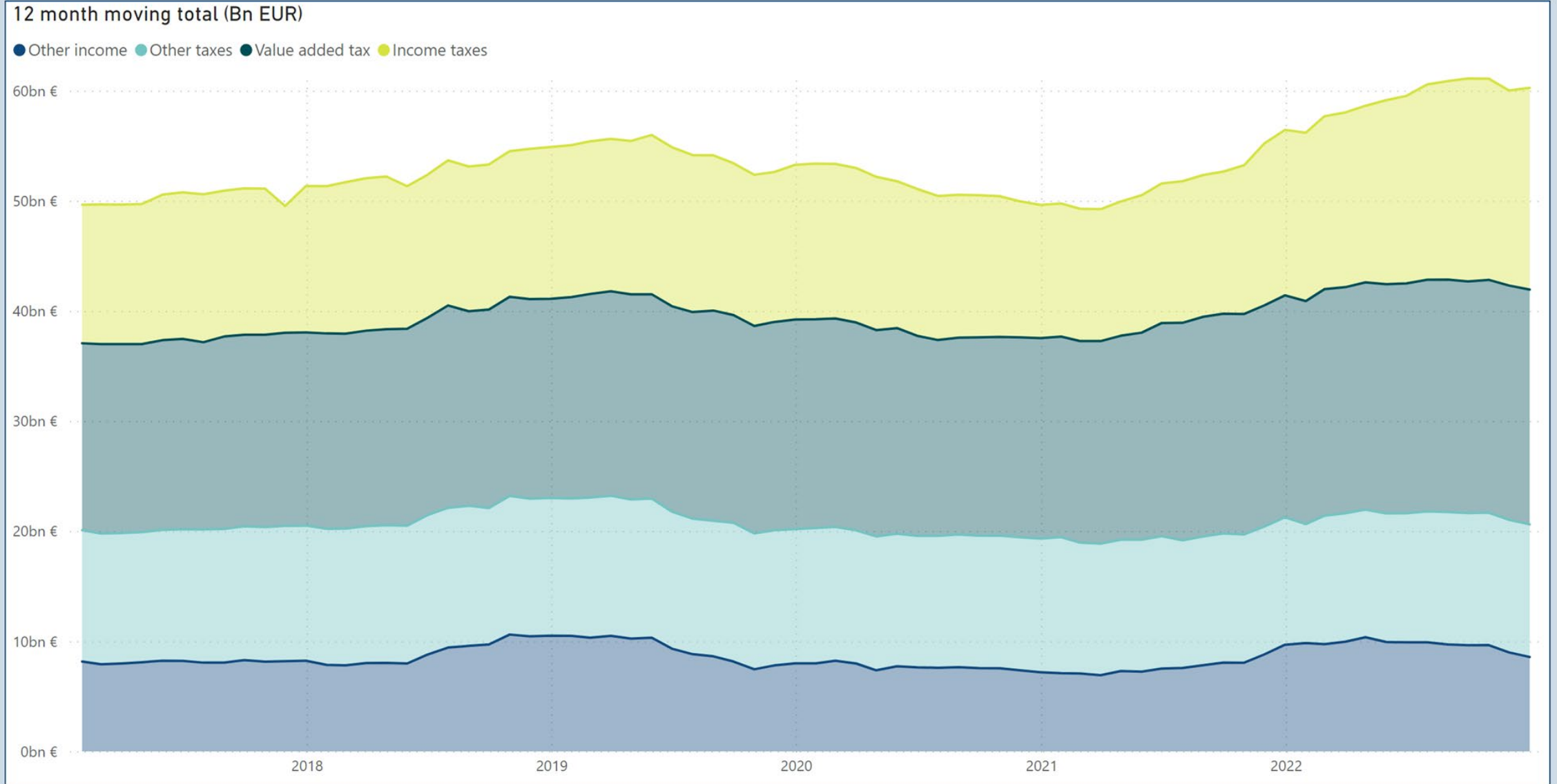
Main title of revenues	Budgeted 2022	Total 1.1. - 31.12.2022	Total 1.1. - 31.12.2021	Total 1.1.2022 - 31.12.2022 (12 month moving total)	Change from the previous year's 12 month moving total	Change from the previous year's 12 month moving total %
<b>11. Taxes and tax-like revenue total</b>	<b>50,798</b>	<b>51,685</b>	<b>46,753</b>	<b>51,685</b>	<b>4,932</b>	<b>11</b>
<b>Taxes on income and wealth</b>	<b>17,904</b>	<b>19,239</b>	<b>15,881</b>	<b>19,239</b>	<b>3,358</b>	<b>21</b>
Earned income and capital income taxes	12,216	12,784	11,343	12,784	1,441	13
Corporation tax	4,817	5,538	3,686	5,538	1,852	50
Tax withheld at source on interest income	16	15	26	15	-10	-40
Inheritance and gift tax	855	901	826	901	75	9
<b>Taxes on sales</b>	<b>22,552</b>	<b>22,404</b>	<b>21,200</b>	<b>22,404</b>	<b>1,203</b>	<b>6</b>
Value added tax	21,462	21,322	20,152	21,322	1,170	6
Tax payable on certain insurance premiums	885	875	848	875	28	3
Pharmacy tax	205	207	201	207	6	3
<b>Excise duties</b>	<b>7,483</b>	<b>7,338</b>	<b>6,803</b>	<b>7,338</b>	<b>535</b>	<b>8</b>
Tobacco tax	1,212	1,115	1,031	1,115	84	8
Alcoholic beverage tax	1,540	1,497	1,423	1,497	74	5
Duty on soft drinks	211	220	203	220	17	8
Fuel tax	4,504	4,488	4,129	4,488	359	9
Excise duty of some beverage packages	16	16	15	16	1	7
<b>Other taxes</b>	<b>2,739</b>	<b>2,583</b>	<b>2,737</b>	<b>2,583</b>	<b>-154</b>	<b>-6</b>
Car tax	589	488	524	488	-36	-7
Transfer tax	987	936	995	936	-58	-6
Lottery tax	53	46	81	46	-35	-43
Vehicle tax	1,104	1,108	1,134	1,108	-26	-2
Waste tax	6	4	3	4	1	36
<b>Other tax-like revenue</b>	<b>120</b>	<b>122</b>	<b>133</b>	<b>122</b>	<b>-11</b>	<b>-8</b>
Some communication fees	30	30	43	30	-13	-31
Some traffic fees	19	17	23	17	-6	-26
Fairway dues	51	52	45	52	7	16
Other tax income	9	12	12	12	0	0
Electricity and gas network charges and wind power fees collected from wind farms in the Bay of Bothnia area	5	5	4	5	1	23
Administrative fees of the Financial Stability Facility	4	3	3	3	0	12
Radiation Activities Tax	3	3	3	3	0	-1
<b>Taxes and tax-like revenue total</b>	<b>50,798</b>	<b>51,685</b>	<b>46,753</b>	<b>51,685</b>	<b>4,932</b>	<b>11</b>

## REVENUE TOTAL (M EUR)

Main title of revenues	Budgeted 2022	Total 1.1. - 31.12.2022	Total 1.1. - 31.12.2021	Total 1.1.2022 - 31.12.2022 (12 month moving total)	Change from the previous year's 12 month moving total	Change from the previous year's 12 month moving total %
11. Taxes and tax-like revenue total	50,798	51,685	46,753	51,685	4,932	11
15.01. Debt redemptions to the state	149	229	157	229	71	45
12. Miscellaneous revenue	6,671	6,711	7,152	6,711	-441	-6
13. Interest income, sales proceed of shares and withdrawals of profit	1,648	1,633	2,379	1,633	-746	-31
<b>On-budget entities' revenue total</b>	<b>59,266</b>	<b>60,257</b>	<b>56,441</b>	<b>60,257</b>	<b>3,816</b>	<b>7</b>



# On-budget entities' revenue



## OPERATING INCOME

Account group	1.1.-31.12.2022 m EUR	1.1.-31.12.2021 m EUR	Change m EUR	Change %
Income from free-charging operations	931	879	52	6
Rents for compensations for use	28	26	2	9
Other operating income	953	653	300	46
<b>TOTAL OPERATING INCOME</b>	<b>1 912</b>	<b>1 557</b>	<b>354</b>	<b>23</b>

## OPERATING EXPENSES

Account group	1.1.-31.12.2022 m EUR	1.1.-31.12.2021 m EUR	Change m EUR	Change %
Materials, supplies and goods	-777	-613	-164	27
Staff costs	-5 165	-4 931	-233	5
Rents	-814	-784	-30	4
Purchases services	-3 298	-3 054	-244	8
Other expenses	-900	-666	-235	35
Increase (-) or decrease (+) in stocks of finished goods	0	0	1	-121
Production for own use (-)	174	179	-6	-3
Depreciation	-1 308	-1 256	-52	4
<b>TOTAL OPERATING EXPENSES</b>	<b>-12 088</b>	<b>-11 126</b>	<b>-962</b>	<b>9</b>

## SURPLUS I

1.1.-31.12.2022 m EUR	1.1.-31.12.2021 m EUR	Change m EUR	Change %
-10 176	-9 569	-607	6

## FINANCIAL INCOME AND EXPENSES

Account group	1.1.-31.12.2022 m EUR	1.1.-31.12.2021 m EUR	Change m EUR	Change %
Financial income	1 680	1 974	-293	-15
Financial expenses	-818	-739	-78	11

## EXTRA ORDINARY INCOME AND EXPENSES

Account group	1.1.-31.12.2022 m EUR	1.1.-31.12.2021 m EUR	Change m EUR	Change %
Extraordinary income	89	145	-55	-38
Extraordinary expenses	-65	-15	-50	324

## SURPLUS II

1.1.-31.12.2022 m EUR	1.1.-31.12.2021 m EUR	Change m EUR	Change %
-9 289	-8 205	-1 084	13

## INCOME AND EXPENSES FROM PAYMENT TRANSFERS

Account group	1.1.-31.12.2022 m EUR	1.1.-31.12.2021 m EUR	Change m EUR	Change %
Income	3 395	3 661	-266	-7
Expenses	-50 125	-48 339	-1 786	4

## SURPLUS III

1.1.-31.12.2022 m EUR	1.1.-31.12.2021 m EUR	Change m EUR	Change %
-56 019	-52 883	-3 136	6

## INCOME FROM TAXES AND COMPULSORY CHARGES

Account group	1.1.-31.12.2022 m EUR	1.1.-31.12.2021 m EUR	Change m EUR	Change %
Taxes and charges of fiscal character	51 018	46 293	4 725	10
Other compulsory charges	234	241	-7	-3

## SURPLUS/DEFICIT FOR THE FINANCIAL PERIOD

1.1.-31.12.2022 m EUR	1.1.-31.12.2021 m EUR	Change m EUR	Change %
-4 767	-6 349	1 582	-25




## INCOME FROM PAYMENT TRANSFERS (M EUR)

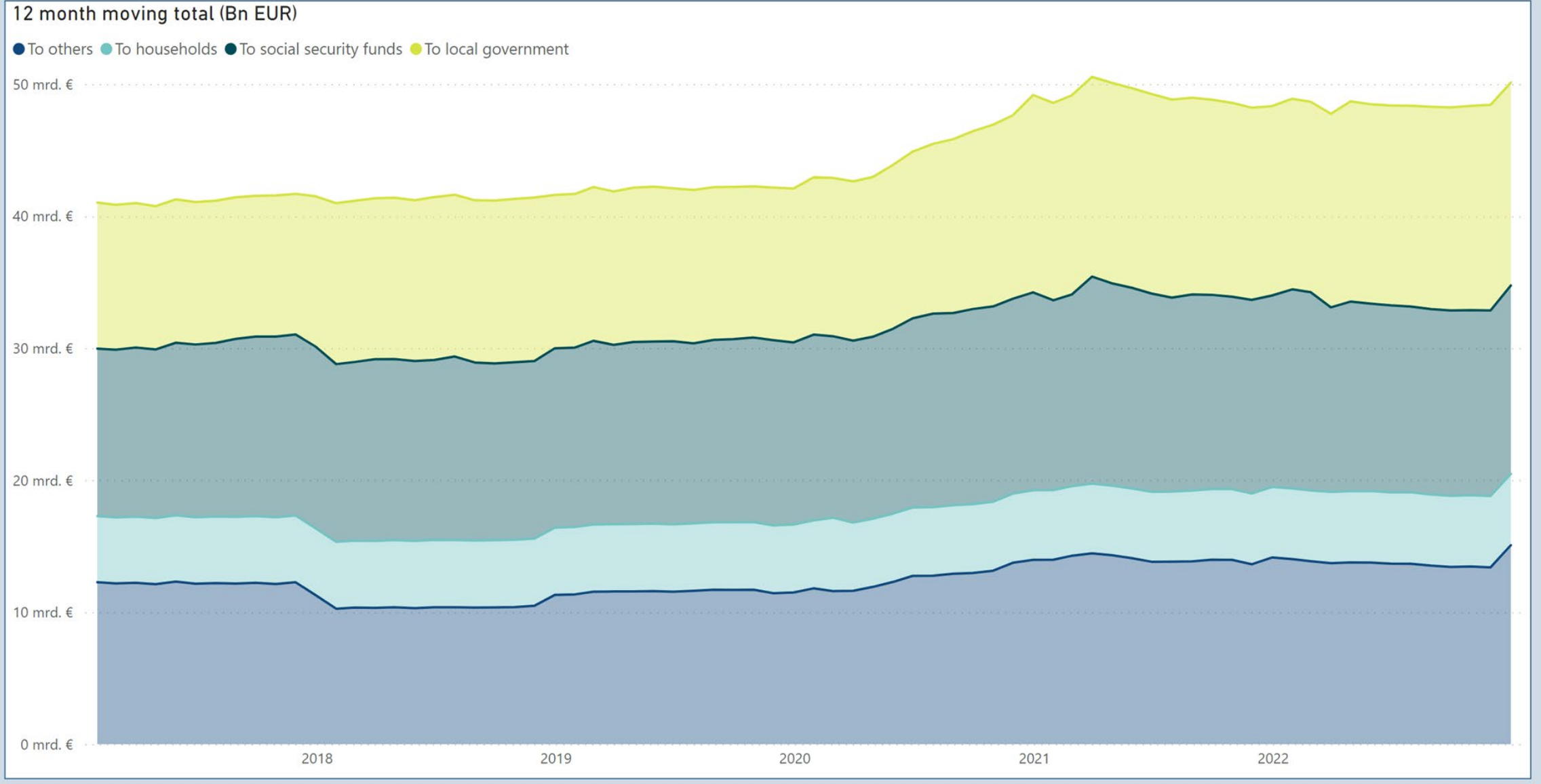
Account type	1.1.-31.12.2022	1.1.-31.12.2021	Change	Change %
800 From local government excl. wellbeing services county admin.	14	148	-134	-90
802 From social security funds	14	51	-36	-72
803 From industry	1	1	0	36
804 From financial and insurance institutions	67		67	-
805 From non-profit corporations	0	15	-15	-100
806 From households	5	12	-7	-55
807 From institutions and Bodies of the European Union	1 278	1 486	-209	-14
808 From rest of the world	5	4	1	33
809 From central government	2 011	1 944	66	3
810 Other income from payment transfers	0	0	0	38
<b>TOTAL INCOME FROM PAYMENT TRANSFERS</b>	<b>3 395</b>	<b>3 661</b>	<b>-266</b>	<b>-7</b>

## EXPENSES FROM PAYMENT TRANSFERS (M EUR)

Account type	1.1.-31.12.2022	1.1.-31.12.2021	Change	Change %
820 To local government excl. wellbeing services county admin.	-15 376	-14 346	-1030	7
821 To wellbeing services county administration	-2 168		-2168	-
822 To social security funds	-14 268	-14 506	238	-2
823 To industry	-3 602	-4 290	688	-16
824 To financial and insurance institutions	-14	-14	0	1
825 To non-profit corporations	-2 693	-2 568	-125	5
826 To households	-5 408	-5 343	-65	1
827 To institutions and Bodies of the European Union	-2 373	-2 578	205	-8
828 To rest of the world	-811	-803	-8	1
829 To central government	-3 204	-3 689	486	-13
830 Other expenses from payment transfers	-209	-201	-7	4
<b>TOTAL EXPENSES FROM PAYMENT TRANSFERS</b>	<b>-50 125</b>	<b>-48 339</b>	<b>-1786</b>	<b>4</b>



# Expenses from payment transfers



## NATIONAL PROPERTY

Account group	31.12.2022 m EUR	31.12.2021 m EUR	Change m EUR	Change %
National property	587	570	17	3

## FIXED ASSETS

Account group	31.12.2022 m EUR	31.12.2021 m EUR	Change m EUR	Change %
<b>Intangible assets</b>	<b>1,225</b>	<b>1,204</b>	<b>21</b>	<b>2</b>
<b>Tangible assets</b>	<b>21,668</b>	<b>21,464</b>	<b>203</b>	<b>1</b>
120 Land and water	8	9	0	-3
121 Construction land and water areas	1,172	1,157	15	1
122 Buildings	194	199	-6	-3
123 Structures	48	45	3	6
124 Constructions	18,298	18,518	-220	-1
125-126 Machinery and equipment	655	633	22	4
127 Fixtures and furnishings	14	10	4	45
128 Other material assets	11	11	0	2
129 Advance payments and construction in progress	1,267	883	385	44
<b>Financial assets</b>	<b>26,931</b>	<b>25,814</b>	<b>1,117</b>	<b>4</b>
130 Securities held in fixed assets	14,805	14,742	62	0
1310 Basic equity capital of state enterprises	3,265	3,265	0	0
1311 Capital which is placed in state enterprises under terms of other equity capital	2,821	2,812	9	0
134 Euro-denominated treasury notes issued	0	0	0	NaN
136 Other non-current domestic investments	6,041	4,996	1,045	21
<b>TOTAL FIXED ASSETS</b>	<b>49,824</b>	<b>48,483</b>	<b>1,341</b>	<b>3</b>

## CURRENT ASSETS

Account group	31.12.2022 m EUR	31.12.2021 m EUR	Change m EUR	Change %
<b>Stocks</b>	<b>645</b>	<b>576</b>	<b>68</b>	<b>12</b>
150 Materials and supplies	563	520	44	8
151 Work in progress	5	5	0	-8
152 Completed products/Goods	77	51	25	49
<b>Non-current receivables</b>	<b>4,936</b>	<b>4,602</b>	<b>335</b>	<b>7</b>
<b>Current receivables</b>	<b>1,885</b>	<b>1,586</b>	<b>300</b>	<b>19</b>
170 Trade receivables	106	98	8	8
171 Euro-denominated loan receivables	148	191	-43	-22
172 Currency-denominated loan receivables	0	0	0	59
173 Accrued credits	86	357	-272	-76
174 Other current receivables	209	208	2	1
179 Prepayments	1,336	731	605	83
<b>Short-term investments</b>	<b>6,537</b>	<b>678</b>	<b>5,859</b>	<b>865</b>
<b>Cash in hand and at banks</b>	<b>3,983</b>	<b>5,023</b>	<b>-1,039</b>	<b>-21</b>
<b>TOTAL CURRENT ASSETS</b>	<b>17,986</b>	<b>12,464</b>	<b>5,523</b>	<b>44</b>

## TOTAL ASSETS

Account class	31.12.2022 m EUR	31.12.2021 m EUR	Change m EUR	Change %
ASSETS	68,397	61,516	6,881	11



## EQUITY CAPITAL

Account group	31.12.2022 m EUR	31.12.2021 m EUR	Change m EUR	Change %
<b>STATE CAPITAL</b>	<b>-86,637</b>	<b>-81,869</b>	<b>-4,767</b>	<b>6</b>
200 State capital 1st Jan 1998	-30,048	-30,048	0	0
207 Change in capital for previous financial periods	-51,821	-45,472	-6,349	14
209 Surplus/deficit for the financial period	-4,767	-6,349	1,582	-25
<b>CAPITAL IN FUNDS</b>	<b>11</b>	<b>10</b>	<b>1</b>	<b>13</b>
212 Other state funds and donations	11	10	1	13
<b>EQUITY CAPITAL</b>	<b>-86,626</b>	<b>-81,860</b>	<b>-4,766</b>	<b>6</b>

## CREDITORS

Account group	31.12.2022 m EUR	31.12.2021 m EUR	Change m EUR	Change %
<b>NON-CURRENT</b>	<b>114,497</b>	<b>108,995</b>	<b>5,502</b>	<b>5</b>
240 Euro-denominated loans taken out	114,129	108,556	5,573	5
241 Foreign currency-denominated loans taken out	1	1	0	6
247 Non-current accrued liabilities	66	84	-18	-21
249 Other non-current liabilities	301	354	-53	-15
<b>CURRENT</b>	<b>40,526</b>	<b>34,381</b>	<b>6,145</b>	<b>18</b>
250-251 Collective accounts of state funds outside the budget	5,913	5,427	487	9
252 Payments to be made in the next financial period	10,833	10,405	428	4
253 Current euro-denominated loans	17,411	11,829	5,582	47
255 Outside assets under state management	636	544	92	17
256 Advances received	321	282	39	14
257 Trade payables	692	653	39	6
258 Transactions between accounting agencies	99	98	1	1
259-260 Items to be forwarded for payment	1,825	1,847	-22	-1
261 Accrued liabilities	1,544	1,426	118	8
262 Other current liabilities	1,252	1,871	-619	-33
<b>Error accounts</b>	<b>0</b>	<b>0</b>	<b>0</b>	<b>0</b>
<b>CREDITORS</b>	<b>155,023</b>	<b>143,376</b>	<b>11,647</b>	<b>8</b>

## TOTAL LIABILITIES

Account class	31.12.2022 m EUR	31.12.2021 m EUR	Change m EUR	Change %
Liabilities	68,397	61,516	6,881	11



## OWN OPERATIONS

Operations	1.1. - 31.12.2022 state economy m EUR	1.1. - 31.12.2021 state economy m EUR	Change state economy m EUR	Change state economy %
Income and wealth tax revenue	18,322	15,029	3,293	22
Value added tax revenue	21,311	20,153	1,158	6
Other tax revenue and revenue from public payments	13,092	12,692	400	3
<b>TAXES AND TAX-LIKE REVENUE TOTAL</b>	<b>52,726</b>	<b>47,874</b>	<b>4,852</b>	<b>10</b>
Service sales, rents, usage charges and other operating income	4,470	3,216	1,254	39
Interest income and withdrawal of profit	2,382	2,633	-251	-10
Purchase expenditure on goods and services	-7,044	-6,180	-864	14
Staff costs	-5,289	-5,042	-247	5
Other expenses	-54	-66	12	-18
Pensions paid	-4,980	-4,876	-103	2
Debt interest payments	-2,490	-513	-1,977	386
<b>OWN OPERATIONS CASH FLOW</b>	<b>39,721</b>	<b>37,046</b>	<b>2,676</b>	<b>7</b>

## TRANSFER FINANCES

Operations	1.1. - 31.12.2022 state economy m EUR	1.1. - 31.12.2021 state economy m EUR	Change state economy m EUR	Change state economy %
Transfer finance revenue	1,385	1,701	-316	-19
Transfers to local government excl. wellbeing services county administration	-15,407	-14,369	-1,039	7
Transfers to wellbeing services county administration	-2,168		-2,168	-Infinity
Transfers to industry	-3,700	-4,755	1,055	-22
Transfers to households	-14,703	-14,981	278	-2
Other transfers in Finland	-5,955	-6,224	269	-4
Transfers abroad	-3,503	-3,650	146	-4
<b>TRANSFER FINANCES CASH FLOW</b>	<b>-44,051</b>	<b>-42,277</b>	<b>-1,775</b>	<b>4</b>

## INVESTMENTS

Operations	1.1. - 31.12.2022 state economy m EUR	1.1. - 31.12.2021 state economy m EUR	Change state economy m EUR	Change state economy %
Investments in fixed assets	-1,554	-1,303	-251	19
Gains on the sale of fixed assets	11	14	-3	-20
Investments in securities	-2,344	-1,168	-1,177	101
Capital gains on investments	315	1,169	-854	-73
Loans granted	-107	381	-488	-128
Repayments of loans granted	0	0	0	0
<b>INVESTMENTS CASH FLOW</b>	<b>-3,679</b>	<b>-906</b>	<b>-2,772</b>	<b>306</b>

## FINANCING

Operations	1.1. - 31.12.2022 state economy m EUR	1.1. - 31.12.2021 state economy m EUR	Change state economy m EUR	Change state economy %
Net change in central government debt	12,932	3,863	9,069	235
Net change in other debt	-695	-65	-630	972
<b>FINANCING CASH FLOW</b>	<b>12,237</b>	<b>3,798</b>	<b>8,439</b>	<b>222</b>

## CHANGE IN LIQUID ASSETS

Operations	1.1. - 31.12.2022 state economy m EUR	1.1. - 31.12.2021 state economy m EUR	Change state economy m EUR	Change state economy %
<b>CHANGE IN LIQUID ASSETS</b>	<b>4,228</b>	<b>-2,339</b>	<b>6,567</b>	<b>-281</b>



## REVENUE EXCLUSIVE INVESTMENTS

Revenue or expenditures	1.1. - 31.12.2022 state economy m EUR	1.1. - 31.12.2021 state economy m EUR	Change state economy m EUR	Change state economy %
Income and wealth tax revenue	18,322	15,029	3,293	22
Value added tax revenue	21,311	20,153	1,158	6
Other tax revenue and revenue from public payments	13,092	12,692	400	3
<b>TAXES AND TAX-LIKE REVENUE TOTAL</b>	<b>52,726</b>	<b>47,874</b>	<b>4,852</b>	<b>10</b>
Service sales, rents, usage charges and other operating income	4,470	3,216	1,254	39
Interest income and withdrawal of profit	2,382	2,633	-251	-10
Transfer finance revenue	1,385	1,701	-316	-19
Gains on the sale of fixed assets	11	14	-3	-20
<b>REVENUE EXCLUSIVE INVESTMENTS</b>	<b>60,974</b>	<b>55,438</b>	<b>5,536</b>	<b>10</b>

## EXPENDITURES EXCLUSIVE INVESTMENTS

Revenue or expenditures	1.1. - 31.12.2022 state economy m EUR	1.1. - 31.12.2021 state economy m EUR	Change state economy m EUR	Change state economy %
Purchase expenditure on goods and services	-7,044	-6,180	-864	14
Staff costs	-5,289	-5,042	-247	5
Other expenses	-54	-66	12	-18
Pensions paid	-4,980	-4,876	-103	2
Debt interest payments	-2,490	-513	-1,977	386
Transfers to local government excl. wellbeing services county administration	-15,407	-14,369	-1,039	7
Transfers to wellbeing services county administration	-2,168		-2,168	-Infinity
Transfers to industry	-3,700	-4,755	1,055	-22
Transfers to households	-14,703	-14,981	278	-2
Other transfers in Finland	-5,955	-6,224	269	-4
Transfers abroad	-3,503	-3,650	146	-4
Investments in fixed assets	-1,554	-1,303	-251	19
<b>EXPENDITURES EXCLUSIVE INVESTMENTS</b>	<b>-66,847</b>	<b>-61,958</b>	<b>-4,889</b>	<b>8</b>

## REVENUE SURPLUS OR DEFICIT

Revenue or expenditures	1.1. - 31.12.2022 state economy m EUR	1.1. - 31.12.2021 state economy m EUR	Change state economy m EUR	Change state economy %
REVENUE EXCLUSIVE INVESTMENTS	60,974	55,438	5,536	10
EXPENDITURES EXCLUSIVE INVESTMENTS	-66,847	-61,958	-4,889	8
<b>REVENUE SURPLUS (+)/DEFICIT (-)</b>	<b>-5,873</b>	<b>-6,520</b>	<b>647</b>	<b>-10</b>

## FINANCING REQUIREMENT

Revenue or expenditures	1.1. - 31.12.2022 state economy m EUR	1.1. - 31.12.2021 state economy m EUR	Change state economy m EUR	Change state economy %
REVENUE SURPLUS (+)/DEFICIT (-)	-5,873	-6,520	647	-10
Investments in securities	-2,344	-1,168	-1,177	101
Capital gains on investments	315	1,169	-854	-73
Loans granted	-107	381	-488	-128
Repayments of loans granted	0	0	0	0
<b>FINANCING REQUIREMENT (-)</b>	<b>-8,009</b>	<b>-6,137</b>	<b>-1,871</b>	<b>30</b>

## NET CHANGE IN DEBT


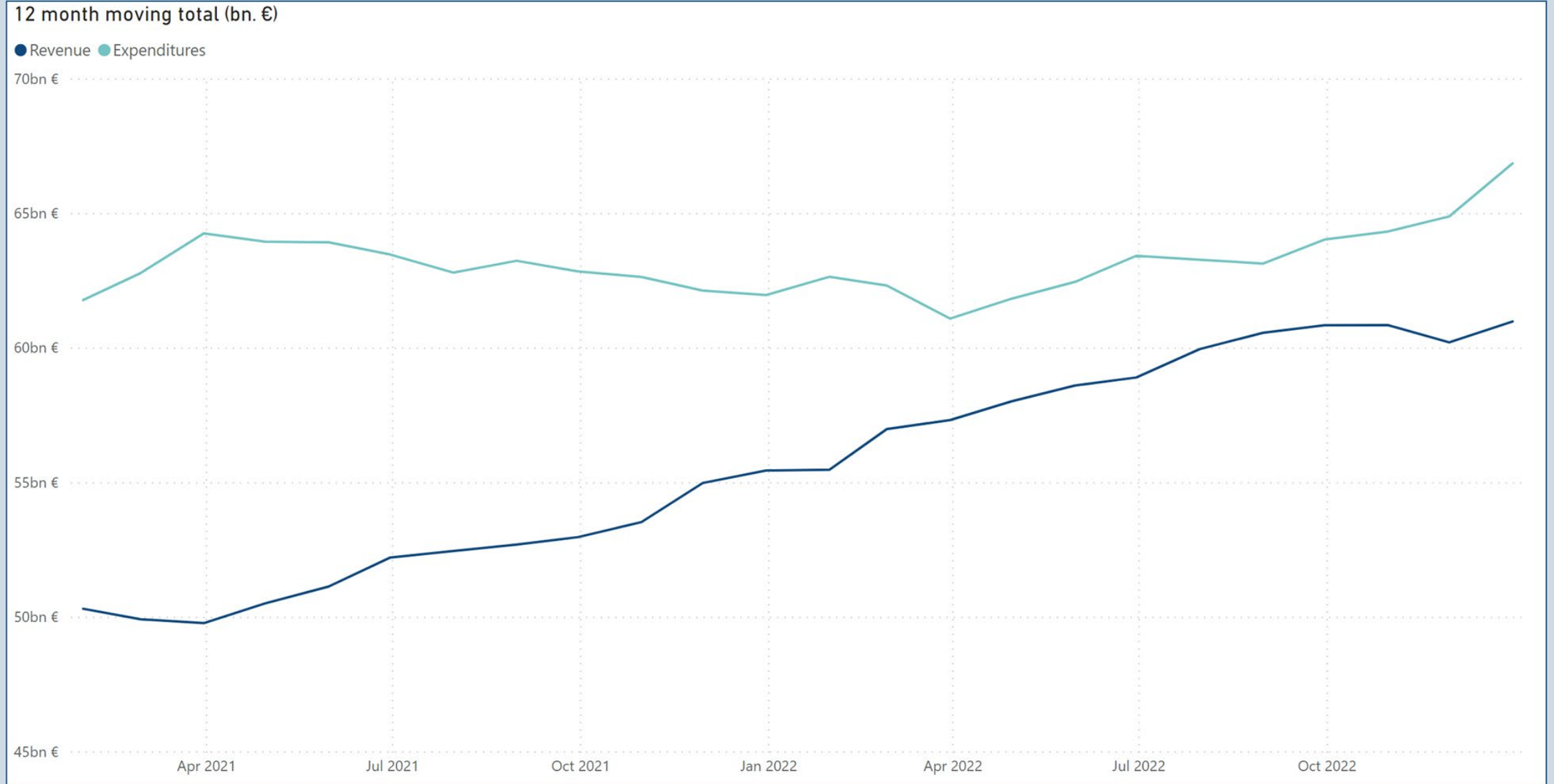
Revenue or expenditures	1.1. - 31.12.2022 state economy m EUR	1.1. - 31.12.2021 state economy m EUR	Change state economy m EUR	Change state economy %
Net change in central government debt	12,932	3,863	9,069	235
Net change in other debt	-695	-65	-630	972
<b>NET CHANGE IN DEBT</b>	<b>12,237</b>	<b>3,798</b>	<b>8,439</b>	<b>222</b>

## CHANGE IN LIQUID ASSETS

Revenue or expenditures	1.1. - 31.12.2022 state economy m EUR	1.1. - 31.12.2021 state economy m EUR	Change state economy m EUR	Change state economy %
<b>CHANGE IN LIQUID ASSETS</b>	<b>4,228</b>	<b>-2,339</b>	<b>6,567</b>	<b>-281</b>

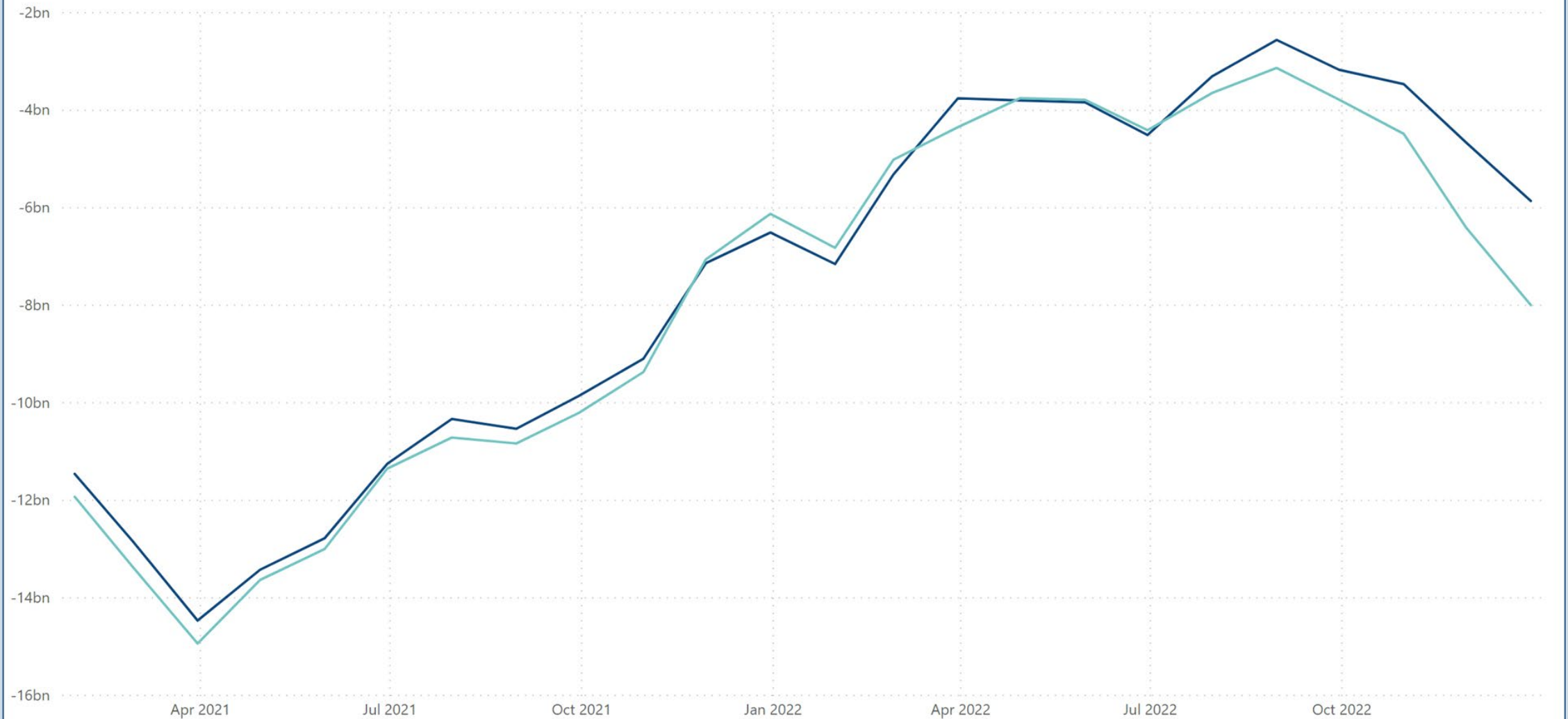


# Central government revenue and expenditures



12 month moving total (bn. €)

● Revenue surplus/deficit ● Financing requirement





## CENTRAL GOVERNMENT DEBT AND OTHER FINANCIAL ITEMS (M EUR)

Central government debt	31.12.2022	31.12.2021	Change	Change %
▲ Central government debt, in euros	141,628	128,696	12,932	10
Central government debt, in foreign currency	0	0	0	0
Central government debt in total	141,628	128,696	12,932	10
Unrealised foreign exchange differences	0	0	0	0
<b>CENTRAL GOVERNMENT DEBT, NOMINAL VALUE</b>	<b>141,628</b>	<b>128,696</b>	<b>12,932</b>	<b>10</b>
Other debt	3,865	4,560	-695	-15
<b>FINANCIAL ITEMS INCLUDING FOREIGN EXCHANGE DIFFERENCES</b>	<b>145,493</b>	<b>133,256</b>	<b>12,237</b>	<b>9</b>

## CENTRAL GOVERNMENT DEBT: MONTHLY BALANCES AND LINEAR TREND (BN EUR)



## LIKVIDIT VARAT

Varat	31.12.2022 milj. €	31.12.2021 milj. €	Muutos milj. €	Muutos %
Lyhytaikaiset sijoitukset	6 656	776	5 880	757
Pankkitilit ja käteiskassat	4 422	6 073	-1 652	-27
<b>LIKVIDIT VARAT YHTEENSÄ</b>	<b>11 078</b>	<b>6 850</b>	<b>4 228</b>	<b>62</b>

## KUUKAUSISALDO JA LINEAARINEN TRENDI

