




# Monthly review for central government finances

December 2023



*The Monthly Review for Central Government Finances* contains reports on the realisation of the state budget, and the state income, expenses, assets, liabilities, and cash flow.

The information is based on the accounting data supplied by accounting units and off-budget entities and maintained by the Finnish Government Shared Services Centre for Finance and HR in the Kieku system and from which the information is made available to consolidated accounting. The concepts of national accounts that are used by Statistics Finland in its reports are not used.

Reports 1 to 5 in this review describe the on-budget entities. Reports 1 and 2 present information from budget accounting, meaning that the profit and costs are presented using concepts and terms from the budget. The data in reports 3 to 5 are produced from business accounting and are presented using business accounting concepts. The income and expenses as well as receivables and debts between the offices and organisations are eliminated in the State income and expense account (report 3) and the central government balance sheet (report 5). The eliminated items are deducted from the respective calculation rows.

Reports 6 to 9 describe the Central Government Finances, referring to the financial complex consisting of the on-budget entities and the treasury finances outside the budget. The transactions, receivables, and debts between the on-budget entities and treasury finances have been eliminated. The data in the reports are produced from the business accounting data and are presented using business accounting concepts. Changes have been made in the contents of the funds statement for central government finances and balance of central government finances, which are presented in accordance with a more detailed elimination procedure.

The financial statement of the Central Government Finances is presented as a funds statement. More detailed interpretation instructions for the funds statement will be updated during this year. On the website can be found both time series related to the data in the funds statement and the publication schedule for the Monthly Review for Central Government Finances.


For more information on the monthly review, please contact Central Accounting, tel. +358 295 50 2000, or e-mail kkp (at) valtiokonttori.fi

## Balance of the on-budget entities (m EUR)

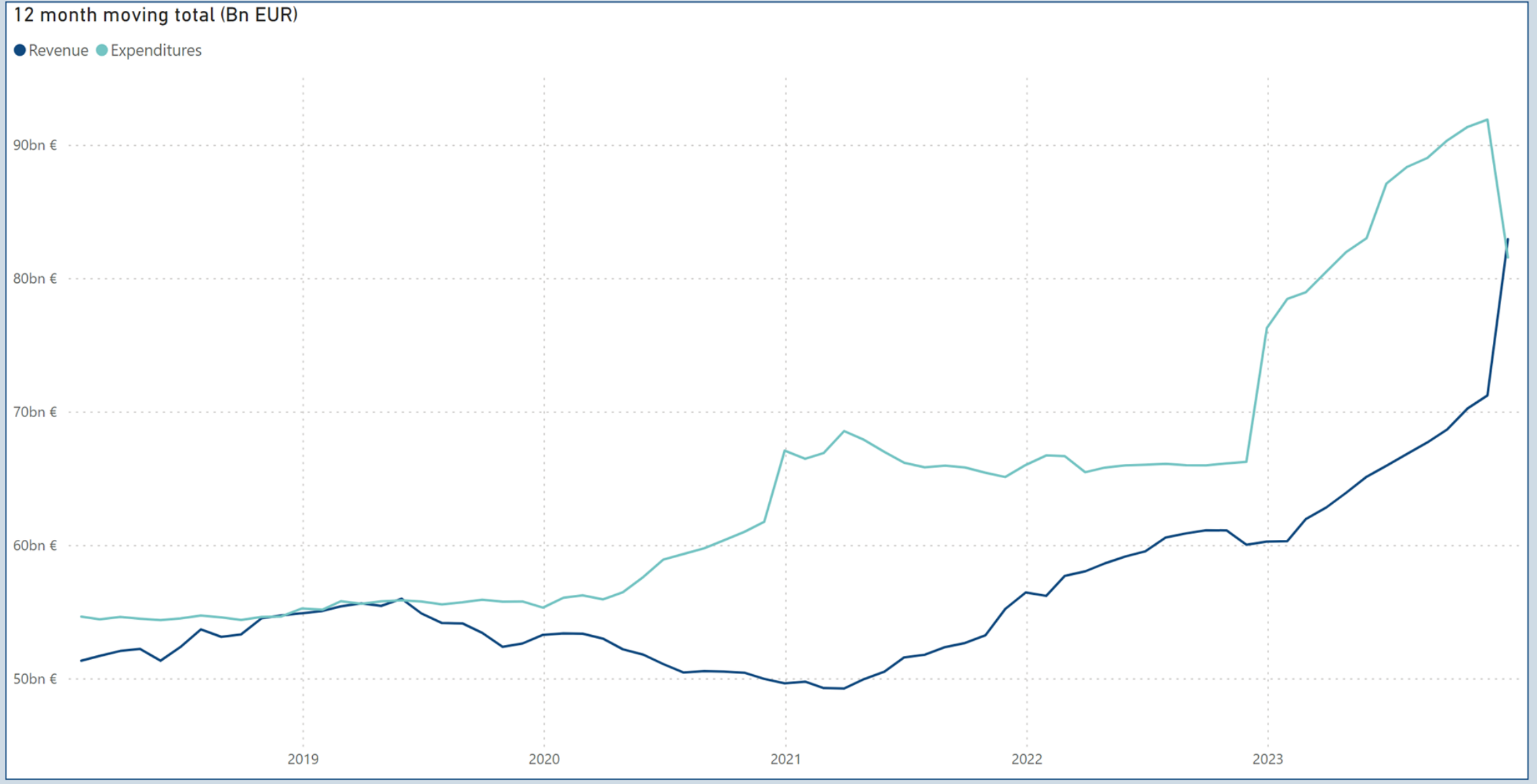
Main title of revenues or item	Budgeted 2023	Total 1.1. - 31.12.2023	Total 1.1. - 31.12.2022	Total 1.1.2023 - 31.12.2023 (12 month moving total)	Change from the previous year's 12 month moving total	Change from the previous year's 12 month moving total %
11. Taxes and tax-like revenue	63,883	63,460	51,685	63,460	11,775	23
12. Miscellaneous revenue	7,039	17,152	6,711	17,152	10,442	156
13. Interest income, sales proceeds of shares and withdrawals of profit	2,002	2,017	1,633	2,017	384	24
15.01. Debt redemptions to the state	150	292	229	292	63	27
<b>Total revenue</b>	<b>73,074</b>	<b>82,921</b>	<b>60,257</b>	<b>82,921</b>	<b>22,664</b>	<b>38</b>

Main title of revenues or item	Budgeted 2023	Total 1.1. - 31.12.2023	Total 1.1. - 31.12.2022	Total 1.1.2023 - 31.12.2023 (12 month moving total)	Change from the previous year's 12 month moving total	Change from the previous year's 12 month moving total %
21. Parliament	137	139	130	139	9	7
22. President of the Republic	40	37	24	37	14	59
23. Prime Minister's Office	585	581	669	581	-88	-13
24. Ministry for Foreign Affairs	1,344	1,337	1,378	1,337	-41	-3
25. Ministry of Justice	1,121	1,131	1,053	1,131	79	7
26. Ministry of the Interior	2,559	2,423	1,949	2,423	474	24
27. Ministry of Defence	6,401	6,138	4,255	6,138	1,883	44
28. Ministry of Finance	34,226	34,050	32,841	34,050	1,209	4
29. Ministry of Education and Culture	7,780	7,622	7,628	7,622	-7	0
30. Ministry of Agriculture and Forestry	2,720	2,616	2,955	2,616	-339	-11
31. Ministry of Transport and Communications	3,554	3,575	3,829	3,575	-255	-7
32. Ministry of Employment and the Economy	3,854	3,303	2,886	3,303	417	14
33. Ministry of Social Affairs and Health	16,214	15,905	15,453	15,905	452	3
35. Ministry of the Environment	374	373	373	373	0	0
36. Interest on central government debt	2,336	2,323	840	2,323	1,483	176
<b>Total expenditures excl. government dept payment</b>	<b>83,244</b>	<b>81,553</b>	<b>76,261</b>	<b>81,553</b>	<b>5,292</b>	<b>7</b>


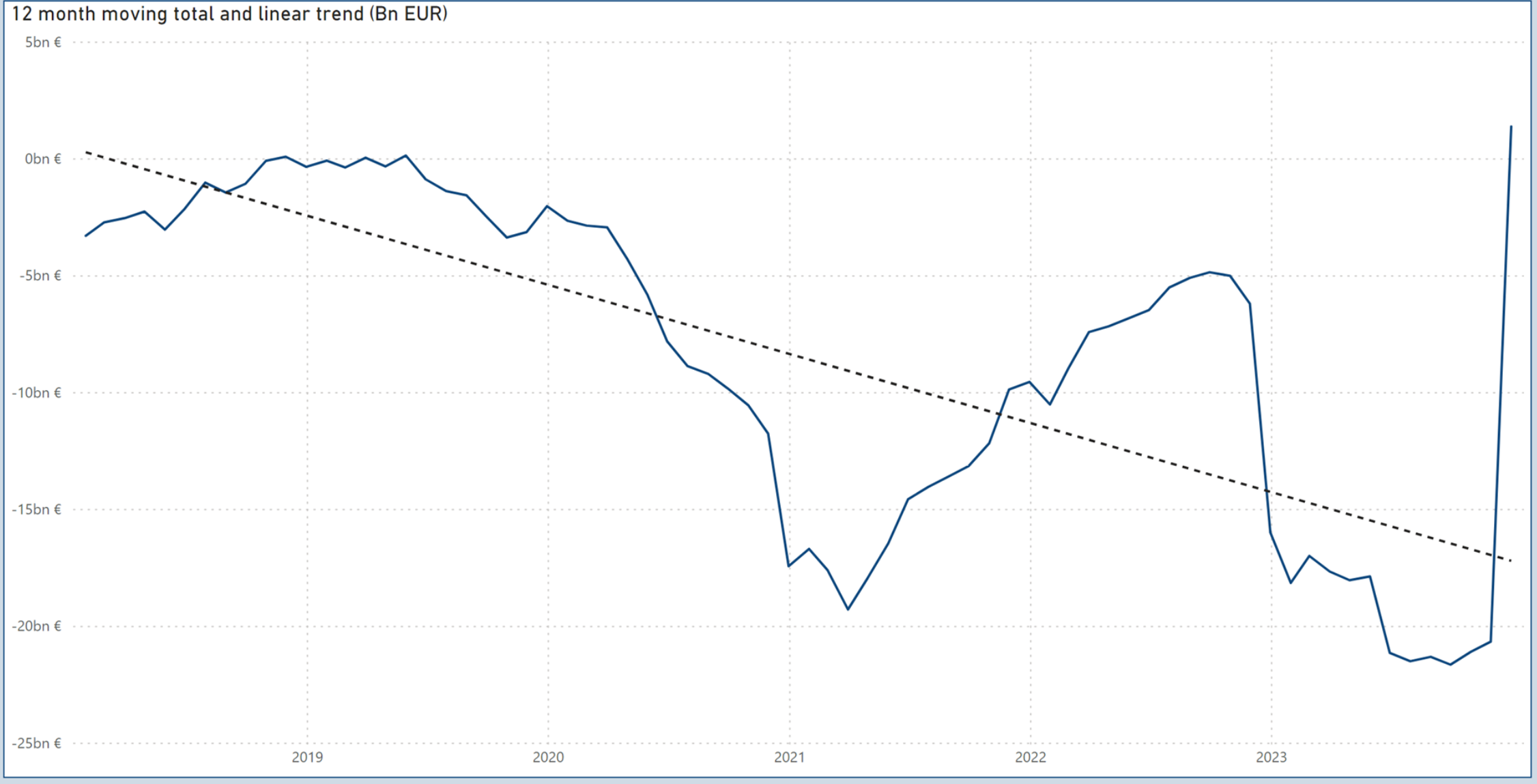
Surplus/deficit	Budgeted 2023 surplus/deficit	Total 1.1. - 31.12.2023 surplus/deficit	Total 1.1. - 31.12.2022 surplus/deficit	Total 1.1.2023 - 31.12.2023 (12 month moving total) surplus/deficit	Change from the previous year's 12 month moving total surplus/deficit	Change from the previous year's 12 month moving total surplus/deficit %
Surplus/deficit	-10,170	1,368	-16,004	1,368	17,372	109



# On-budget entities' revenue and expenditures



# On-budget entities' surplus/deficit



## TAXES AND TAX-LIKE REVENUE (M EUR)

Main title of revenues	Budgeted 2023	Total 1.1. - 31.12.2023	Total 1.1. - 31.12.2022	Total 1.1.2023 - 31.12.2023 (12 month moving total)	Change from the previous year's 12 month moving total	Change from the previous year's 12 month moving total %
<b>11. Taxes and tax-like revenue total</b>	<b>63,883</b>	<b>63,460</b>	<b>51,685</b>	<b>63,460</b>	<b>11,775</b>	<b>23</b>
<b>Taxes on income and wealth</b>	<b>31,383</b>	<b>31,551</b>	<b>19,239</b>	<b>31,551</b>	<b>12,312</b>	<b>64</b>
Earned income and capital income taxes	24,372	24,590	12,784	24,590	11,806	92
Corporation tax	5,739	5,746	5,538	5,746	208	4
Tax withheld at source on interest income	50	46	15	46	30	199
Inheritance and gift tax	1,222	1,169	901	1,169	268	30
<b>Taxes on sales</b>	<b>22,986</b>	<b>22,544</b>	<b>22,404</b>	<b>22,544</b>	<b>140</b>	<b>1</b>
Value added tax	21,851	21,405	21,322	21,405	83	0
Tax payable on certain insurance premiums	921	921	875	921	45	5
Pharmacy tax	214	218	207	218	12	6
<b>Excise duties</b>	<b>7,221</b>	<b>7,092</b>	<b>7,338</b>	<b>7,092</b>	<b>-246</b>	<b>-3</b>
Tobacco tax	1,215	1,156	1,115	1,156	41	4
Alcoholic beverage tax	1,475	1,463	1,497	1,463	-34	-2
Duty on soft drinks	213	219	220	219	-1	-1
Fuel tax	4,302	4,239	4,488	4,239	-250	-6
Excise duty of some beverage packages	16	15	16	15	-1	-8
<b>Other taxes</b>	<b>2,171</b>	<b>2,136</b>	<b>2,583</b>	<b>2,136</b>	<b>-447</b>	<b>-17</b>
Car tax	397	378	488	378	-110	-23
Transfer tax	646	609	936	609	-328	-35
Lottery tax	60	56	46	56	10	22
Vehicle tax	1,060	1,087	1,108	1,087	-21	-2
Waste tax	8	6	4	6	2	53
<b>Other tax-like revenue</b>	<b>123</b>	<b>136</b>	<b>122</b>	<b>136</b>	<b>15</b>	<b>12</b>
Some communication fees	30	30	30	30	1	3
Some traffic fees	23	24	17	24	7	40
Fairway dues	45	49	52	49	-3	-5
Other tax income	9	19	12	19	7	60
Electricity and gas network charges and wind power fees collected from wind farms in the Bay of Bothnia area	5	5	5	5	0	-1
Administrative fees of the Financial Stability Facility	6	6	3	6	3	77
Radiation Activities Tax	3	3	3	3	0	15
<b>Taxes and tax-like revenue total</b>	<b>63,883</b>	<b>63,460</b>	<b>51,685</b>	<b>63,460</b>	<b>11,775</b>	<b>23</b>

## REVENUE TOTAL (M EUR)


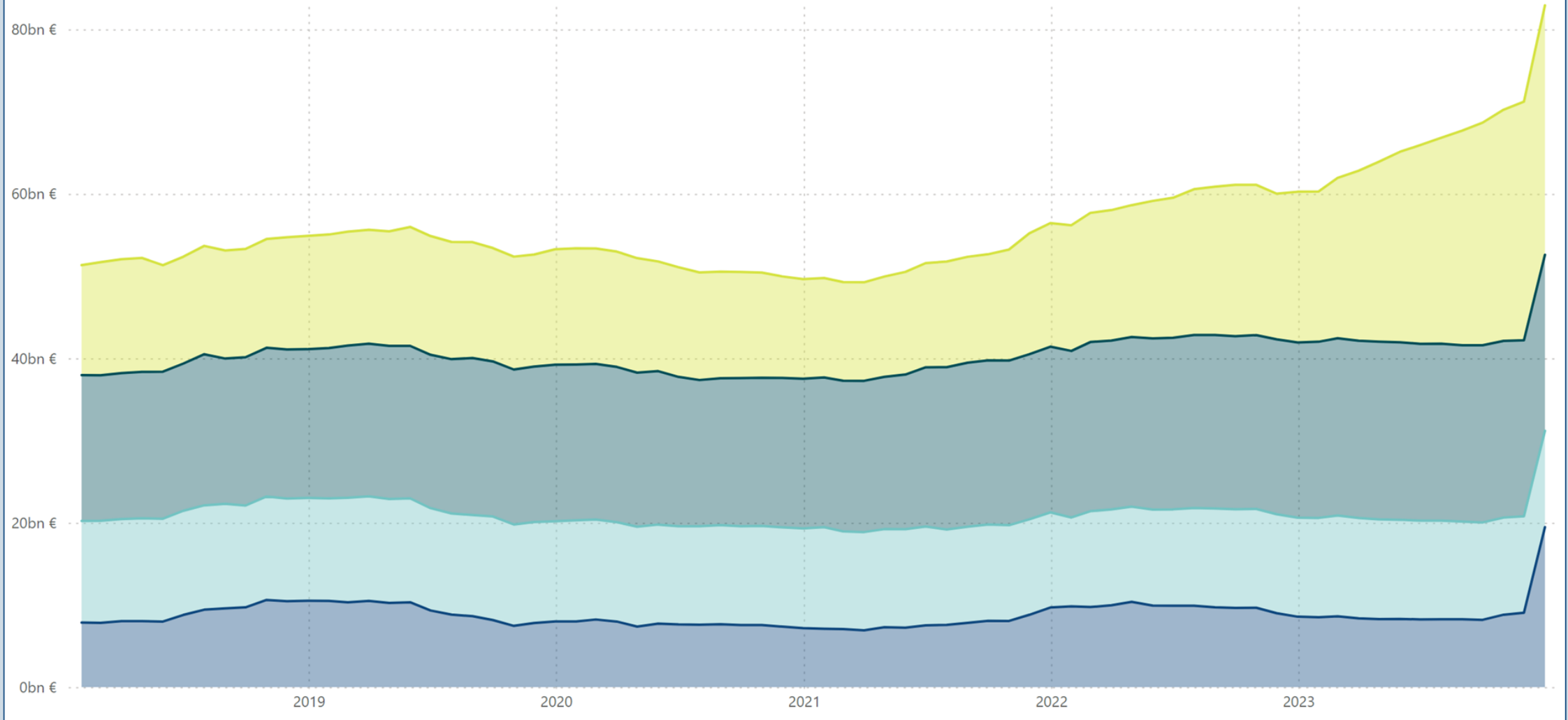
Main title of revenues	Budgeted 2023	Total 1.1. - 31.12.2023	Total 1.1. - 31.12.2022	Total 1.1.2023 - 31.12.2023 (12 month moving total)	Change from the previous year's 12 month moving total	Change from the previous year's 12 month moving total %
11. Taxes and tax-like revenue total	63,883	63,460	51,685	63,460	11,775	23
12. Miscellaneous revenue	7,039	17,152	6,711	17,152	10,442	156
13. Interest income, sales proceed of shares and withdrawals of profit	2,002	2,017	1,633	2,017	384	24
15.01. Debt redemptions to the state	150	292	229	292	63	27
<b>On-budget entities' revenue total</b>	<b>73,074</b>	<b>82,921</b>	<b>60,257</b>	<b>82,921</b>	<b>22,664</b>	<b>38</b>



# On-budget entities' revenue

12 month moving total (Bn EUR)

● Other income ● Other taxes ● Value added tax ● Income taxes



## OPERATING INCOME

Account group	1.1.-31.12.2023 m EUR	1.1.-31.12.2022 m EUR	Change m EUR	Change %
Income from free-charging operations	956	931	25	3
Rents for compensations for use	31	28	3	11
Other operating income	981	953	28	3
<b>TOTAL OPERATING INCOME</b>	<b>1,969</b>	<b>1,912</b>	<b>57</b>	<b>3</b>

## OPERATING EXPENSES

Account group	1.1.-31.12.2023 m EUR	1.1.-31.12.2022 m EUR	Change m EUR	Change %
Materials, supplies and goods	-821	-777	-44	6
Staff costs	-5,563	-5,165	-398	8
Rents	-890	-814	-76	9
Purchases services	-3,719	-3,298	-421	13
Other expenses	-1,447	-900	-547	61
Increase (-) or decrease (+) in stocks of finished goods	-1	0	-1	-1,285
Production for own use (-)	181	174	8	4
Depreciation	-1,334	-1,308	-26	2
<b>TOTAL OPERATING EXPENSES</b>	<b>-13,593</b>	<b>-12,088</b>	<b>-1,505</b>	<b>12</b>

## SURPLUS I

1.1.-31.12.2023 m EUR	1.1.-31.12.2022 m EUR	Change m EUR	Change %
-11,624	-10,176	-1,449	14

## FINANCIAL INCOME AND EXPENSES

Account group	1.1.-31.12.2023 m EUR	1.1.-31.12.2022 m EUR	Change m EUR	Change %
Financial income	2,095	1,680	415	25
Financial expenses	-2,462	-818	-1,644	201

## EXTRA ORDINARY INCOME AND EXPENSES

Account group	1.1.-31.12.2023 m EUR	1.1.-31.12.2022 m EUR	Change m EUR	Change %
Extraordinary income	233	89	144	161
Extraordinary expenses	-5	-65	60	-93

## SURPLUS II

1.1.-31.12.2023 m EUR	1.1.-31.12.2022 m EUR	Change m EUR	Change %
-11,762	-9,289	-2,473	27

## INCOME AND EXPENSES FROM PAYMENT TRANSFERS

Account group	1.1.-31.12.2023 m EUR	1.1.-31.12.2022 m EUR	Change m EUR	Change %
Income	3,254	3,395	-141	-4
Expenses	-61,569	-50,125	-11,444	23

## SURPLUS III


1.1.-31.12.2023 m EUR	1.1.-31.12.2022 m EUR	Change m EUR	Change %
-70,077	-56,019	-14,057	25

## INCOME FROM TAXES AND COMPULSORY CHARGES

Account group	1.1.-31.12.2023 m EUR	1.1.-31.12.2022 m EUR	Change m EUR	Change %
Taxes and charges of fiscal character	62,432	51,018	11,413	22
Other compulsory charges	207	234	-27	-11

## SURPLUS/DEFICIT FOR THE FINANCIAL PERIOD

1.1.-31.12.2023 m EUR	1.1.-31.12.2022 m EUR	Change m EUR	Change %
-7,438	-4,767	-2,671	56





## INCOME FROM PAYMENT TRANSFERS (M EUR)

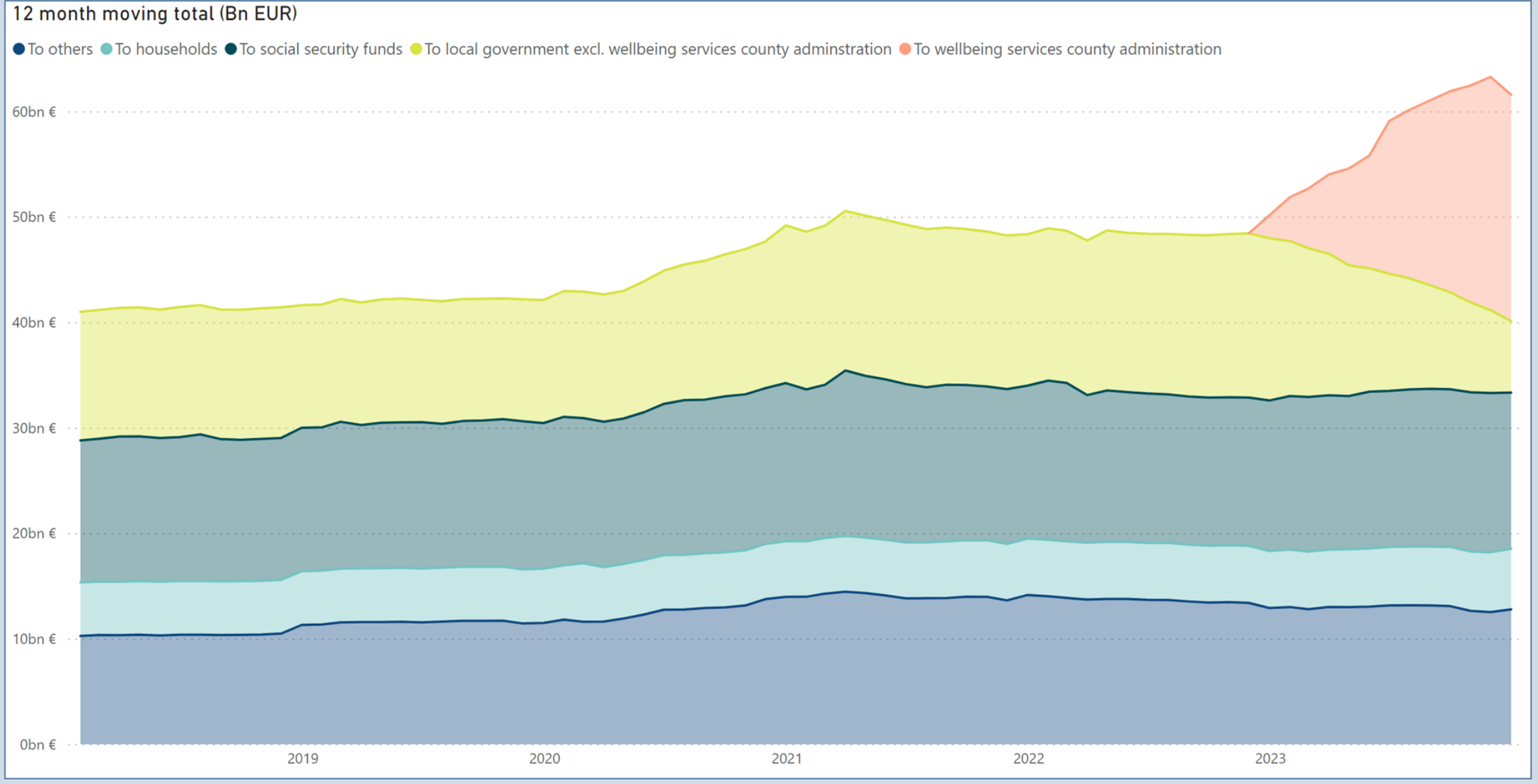
Account type	1.1.-31.12.2023	1.1.-31.12.2022	Change	Change %
800 From local government excl. wellbeing services county admin.	14	14	0	1
802 From social security funds	20	14	6	40
803 From industry	1	1	0	-2
804 From financial and insurance institutions		67	-67	-100
805 From non-profit corporations	0	0	0	0
806 From households	12	5	6	118
807 From institutions and Bodies of the European Union	1,084	1,278	-194	-15
808 From rest of the world	5	5	0	6
809 From central government	2,117	2,011	107	5
810 Other income from payment transfers		0	0	-100
<b>TOTAL INCOME FROM PAYMENT TRANSFERS</b>	<b>3,254</b>	<b>3,395</b>	<b>-141</b>	<b>-4</b>

## EXPENSES FROM PAYMENT TRANSFERS (M EUR)

Account type	1.1.-31.12.2023	1.1.-31.12.2022	Change	Change %
820 To local government excl. wellbeing services county admin.	-6,773	-15,376	8603	-56
821 To wellbeing services county administration	-21,464	-2,168	-19296	890
822 To social security funds	-14,796	-14,268	-528	4
823 To industry	-3,458	-3,602	144	-4
824 To financial and insurance institutions	-14	-14	0	0
825 To non-profit corporations	-2,800	-2,693	-107	4
826 To households	-5,757	-5,408	-350	6
827 To institutions and Bodies of the European Union	-2,184	-2,373	189	-8
828 To rest of the world	-827	-811	-16	2
829 To central government	-3,307	-3,204	-103	3
830 Other expenses from payment transfers	-189	-209	19	-9
<b>TOTAL EXPENSES FROM PAYMENT TRANSFERS</b>	<b>-61,569</b>	<b>-50,125</b>	<b>-11444</b>	<b>23</b>



# Expenses from payment transfers



## NATIONAL PROPERTY

Account group	31.12.2023 m EUR	31.12.2022 m EUR	Change m EUR	Change %
National property	606	587	19	3

## FIXED ASSETS


Account group	31.12.2023 m EUR	31.12.2022 m EUR	Change m EUR	Change %
<b>Intangible assets</b>	<b>1,293</b>	<b>1,225</b>	<b>68</b>	<b>6</b>
<b>Tangible assets</b>	<b>21,742</b>	<b>21,668</b>	<b>74</b>	<b>0</b>
120 Land and water	8	8	0	0
121 Construction land and water areas	1,186	1,172	14	1
122 Buildings	239	194	45	23
123 Structures	64	48	16	33
124 Constructions	18,215	18,298	-83	0
125-126 Machinery and equipment	657	655	1	0
127 Fixtures and furnishings	15	14	2	11
128 Other material assets	11	11	0	0
129 Advance payments and construction in progress	1,346	1,267	79	6
<b>Financial assets</b>	<b>27,435</b>	<b>26,931</b>	<b>504</b>	<b>2</b>
130 Securities held in fixed assets	16,888	14,805	2,084	14
1310 Basic equity capital of state enterprises	3,259	3,265	-6	0
1311 Capital which is placed in state enterprises under terms of other equity capital	2,845	2,821	24	1
134 Euro-denominated treasury notes issued	0	0	0	NaN
136 Other non-current domestic investments	4,443	6,041	-1,598	-26
<b>TOTAL FIXED ASSETS</b>	<b>50,470</b>	<b>49,824</b>	<b>646</b>	<b>1</b>

## CURRENT ASSETS

Account group	31.12.2023 m EUR	31.12.2022 m EUR	Change m EUR	Change %
<b>Stocks</b>	<b>621</b>	<b>645</b>	<b>-24</b>	<b>-4</b>
150 Materials and supplies	543	563	-20	-4
151 Work in progress	4	5	-1	-17
152 Completed products/Goods	73	77	-3	-4
<b>Non-current receivables</b>	<b>4,996</b>	<b>4,936</b>	<b>60</b>	<b>1</b>
<b>Current receivables</b>	<b>3,373</b>	<b>1,885</b>	<b>1,488</b>	<b>79</b>
170 Trade receivables	101	106	-4	-4
171 Euro-denominated loan receivables	478	148	330	222
172 Currency-denominated loan receivables	0	0	0	-100
173 Accrued credits	164	86	78	91
174 Other current receivables	260	209	50	24
179 Prepayments	2,370	1,336	1,034	77
<b>Short-term investments</b>	<b>6,340</b>	<b>6,537</b>	<b>-197</b>	<b>-3</b>
<b>Cash in hand and at banks</b>	<b>7,817</b>	<b>3,983</b>	<b>3,834</b>	<b>96</b>
<b>TOTAL CURRENT ASSETS</b>	<b>23,147</b>	<b>17,986</b>	<b>5,161</b>	<b>29</b>

## TOTAL ASSETS

Account class	31.12.2023 m EUR	31.12.2022 m EUR	Change m EUR	Change %
ASSETS	74,223	68,397	5,826	9



## EQUITY CAPITAL

Account group	31.12.2023 m EUR	31.12.2022 m EUR	Change m EUR	Change %
<b>STATE CAPITAL</b>	<b>-94,074</b>	<b>-86,637</b>	<b>-7,438</b>	<b>9</b>
200 State capital 1st Jan 1998	-30,048	-30,048	0	0
207 Change in capital for previous financial periods	-56,588	-51,821	-4,767	9
209 Surplus/deficit for the financial period	-7,438	-4,767	-2,671	56
<b>CAPITAL IN FUNDS</b>	<b>11</b>	<b>11</b>	<b>0</b>	<b>-1</b>
212 Other state funds and donations	11	11	0	-1
<b>EQUITY CAPITAL</b>	<b>-94,064</b>	<b>-86,626</b>	<b>-7,438</b>	<b>9</b>

## CREDITORS

Account group	31.12.2023 m EUR	31.12.2022 m EUR	Change m EUR	Change %
<b>NON-CURRENT</b>	<b>124,948</b>	<b>114,497</b>	<b>10,451</b>	<b>9</b>
240 Euro-denominated loans taken out	124,476	114,129	10,346	9
241 Foreign currency-denominated loans taken out	1	1	0	-3
247 Non-current accrued liabilities	204	66	138	207
249 Other non-current liabilities	269	301	-32	-11
<b>CURRENT</b>	<b>43,338</b>	<b>40,526</b>	<b>2,813</b>	<b>7</b>
250-251 Collective accounts of state funds outside the budget	5,936	5,913	23	0
252 Payments to be made in the next financial period	9,087	10,833	-1,746	-16
253 Current euro-denominated loans	21,716	17,411	4,305	25
255 Outside assets under state management	528	636	-109	-17
256 Advances received	217	321	-104	-33
257 Trade payables	849	692	157	23
258 Transactions between accounting agencies	107	99	9	9
259-260 Items to be forwarded for payment	1,798	1,825	-27	-1
261 Accrued liabilities	2,072	1,544	528	34
262 Other current liabilities	1,029	1,252	-224	-18
<b>Error accounts</b>	<b>0</b>	<b>0</b>	<b>0</b>	<b>0</b>
<b>CREDITORS</b>	<b>168,287</b>	<b>155,023</b>	<b>13,264</b>	<b>9</b>

## TOTAL LIABILITIES

Account class	31.12.2023 m EUR	31.12.2022 m EUR	Change m EUR	Change %
Liabilities	74,223	68,397	5,826	9



## OWN OPERATIONS

Operations	1.1. - 31.12.2023 state economy m EUR	1.1. - 31.12.2022 state economy m EUR	Change state economy m EUR	Change state economy %
Income and wealth tax revenue	30,335	18,322	12,013	66
Value added tax revenue	21,411	21,311	100	0
Other tax revenue and revenue from public payments	12,511	13,092	-581	-4
<b>TAXES AND TAX-LIKE REVENUE TOTAL</b>	<b>64,257</b>	<b>52,726</b>	<b>11,532</b>	<b>22</b>
Service sales, rents, usage charges and other operating income	3,953	4,470	-517	-12
Interest income and withdrawal of profit	2,711	2,382	329	14
Purchase expenditure on goods and services	-8,046	-7,044	-1,002	14
Staff costs	-5,665	-5,289	-376	7
Other expenses	-37	-54	17	-31
Pensions paid	-5,335	-4,980	-356	7
Debt interest payments	-3,548	-2,490	-1,059	43
<b>OWN OPERATIONS CASH FLOW</b>	<b>48,290</b>	<b>39,721</b>	<b>8,568</b>	<b>22</b>

## TRANSFER FINANCES

Operations	1.1. - 31.12.2023 state economy m EUR	1.1. - 31.12.2022 state economy m EUR	Change state economy m EUR	Change state economy %
Transfer finance revenue	1,072	1,385	-313	-23
Transfers to local government excl. wellbeing services county administration	-6,811	-15,407	8,596	-56
Transfers to wellbeing services county administration	-21,466	-2,168	-19,298	890
Transfers to industry	-3,655	-3,700	45	-1
Transfers to households	-15,232	-14,703	-530	4
Other transfers in Finland	-6,587	-5,955	-632	11
Transfers abroad	-3,263	-3,503	240	-7
<b>TRANSFER FINANCES CASH FLOW</b>	<b>-55,943</b>	<b>-44,051</b>	<b>-11,892</b>	<b>27</b>

## INVESTMENTS


Operations	1.1. - 31.12.2023 state economy m EUR	1.1. - 31.12.2022 state economy m EUR	Change state economy m EUR	Change state economy %
Investments in fixed assets	-1,364	-1,554	190	-12
Gains on the sale of fixed assets	10	11	-1	-7
Investments in securities	-937	-2,344	1,407	-60
Capital gains on investments	379	315	63	20
Loans granted	-1,023	-107	-916	857
Repayments of loans granted	0	0	0	-40
<b>INVESTMENTS CASH FLOW</b>	<b>-2,935</b>	<b>-3,679</b>	<b>743</b>	<b>-20</b>

## FINANCING


Operations	1.1. - 31.12.2023 state economy m EUR	1.1. - 31.12.2022 state economy m EUR	Change state economy m EUR	Change state economy %
Net change in central government debt	14,544	12,932	1,612	12
Net change in other debt	-317	-695	379	-54
<b>FINANCING CASH FLOW</b>	<b>14,227</b>	<b>12,237</b>	<b>1,991</b>	<b>16</b>

## CHANGE IN LIQUID ASSETS

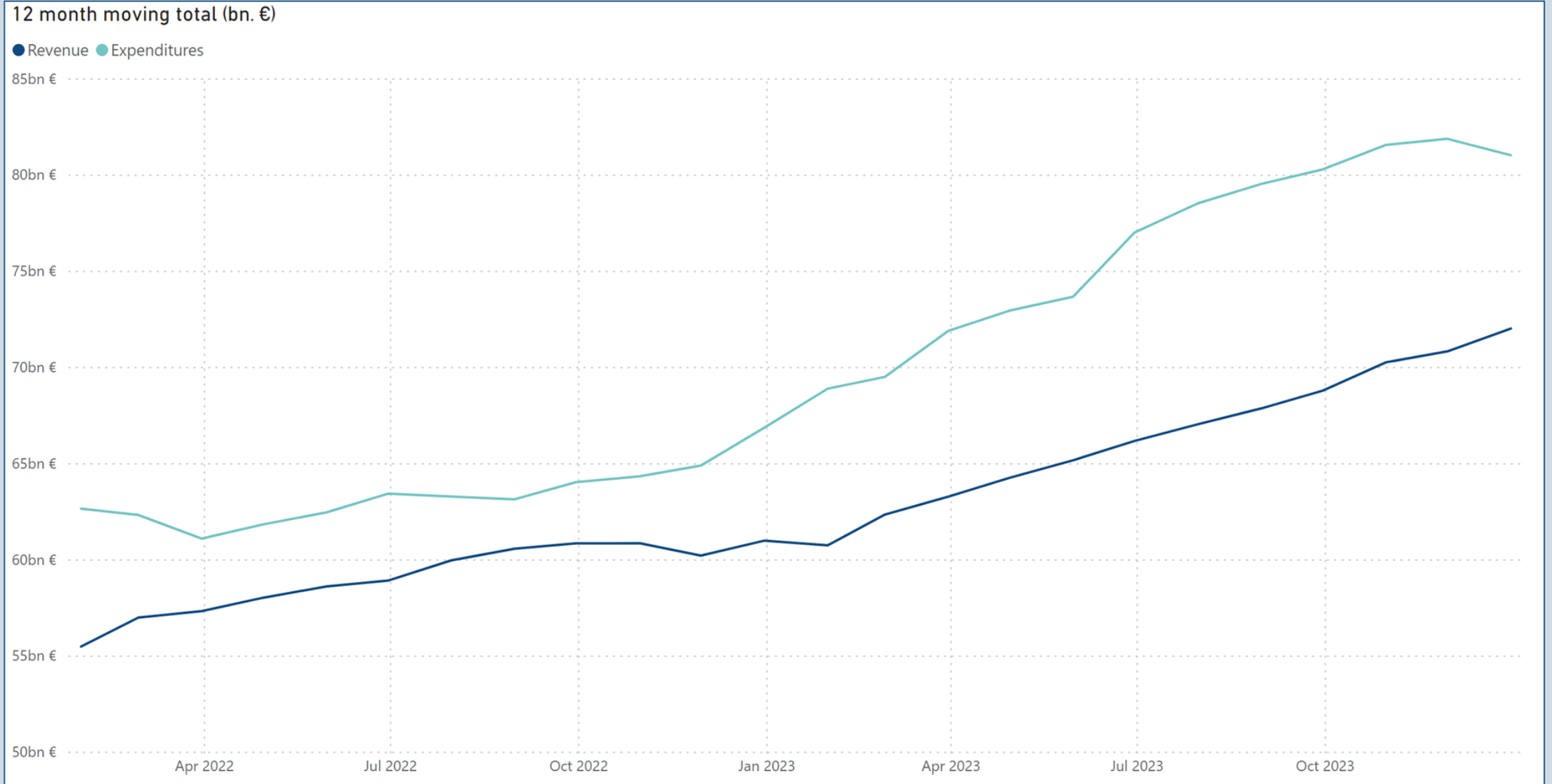
Operations	1.1. - 31.12.2023 state economy m EUR	1.1. - 31.12.2022 state economy m EUR	Change state economy m EUR	Change state economy %
<b>CHANGE IN LIQUID ASSETS</b>	<b>3,639</b>	<b>4,228</b>	<b>-590</b>	<b>-14</b>


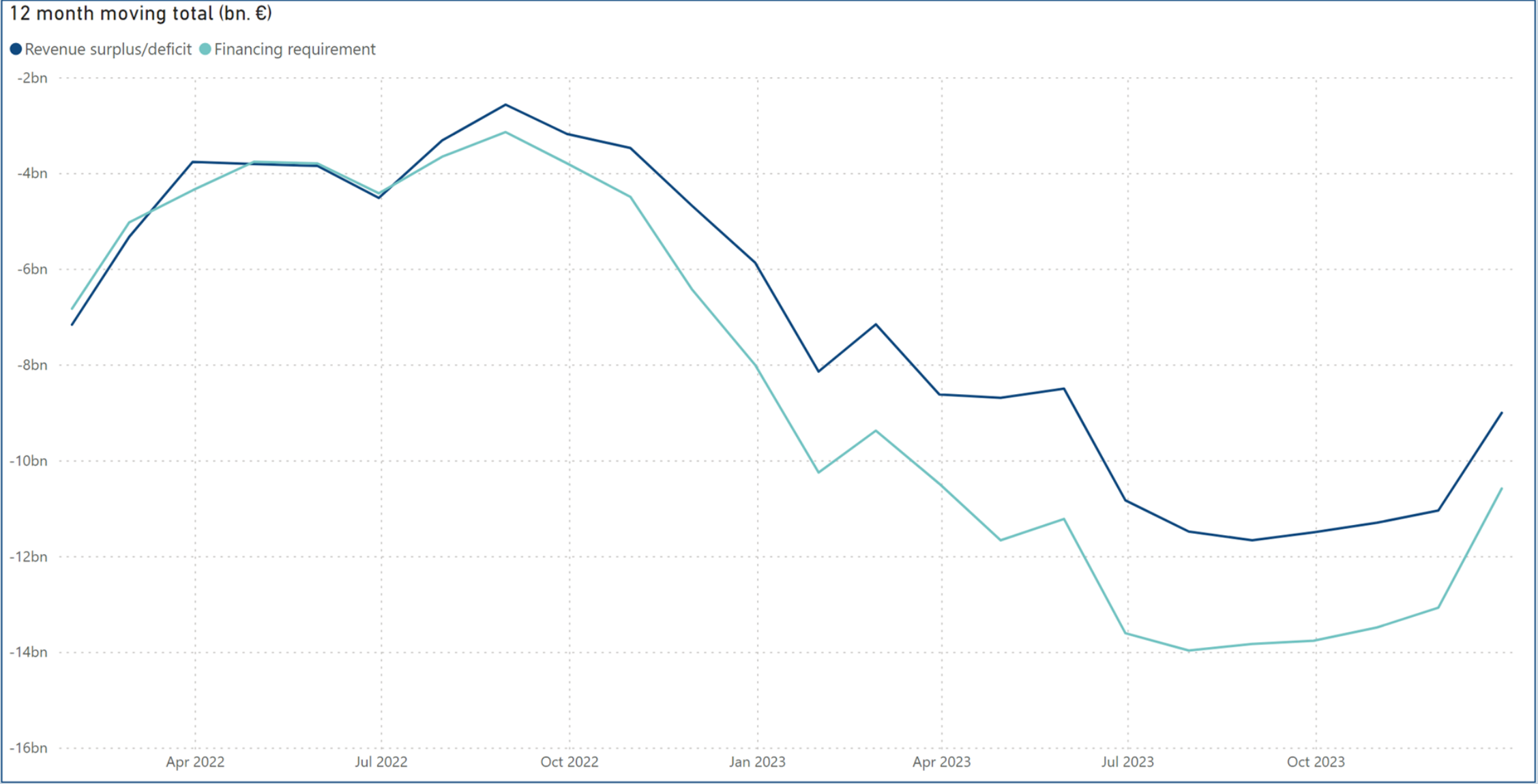


REVENUE EXCLUSIVE INVESTMENTS					
Revenue or expenditures	1.1. - 31.12.2023 state economy m EUR	1.1. - 31.12.2022 state economy m EUR	Change state economy m EUR	Change state economy %	
Income and wealth tax revenue	30,335	18,322	12,013	66	
Value added tax revenue	21,411	21,311	100	0	
Other tax revenue and revenue from public payments	12,511	13,092	-581	-4	
<b>TAXES AND TAX-LIKE REVENUE TOTAL</b>	<b>64,257</b>	<b>52,726</b>	<b>11,532</b>	<b>22</b>	
Service sales, rents, usage charges and other operating income	3,953	4,470	-517	-12	
Interest income and withdrawal of profit	2,711	2,382	329	14	
Transfer finance revenue	1,072	1,385	-313	-23	
Gains on the sale of fixed assets	10	11	-1	-7	
<b>REVENUE EXCLUSIVE INVESTMENTS</b>	<b>72,003</b>	<b>60,974</b>	<b>11,029</b>	<b>18</b>	
EXPENDITURES EXCLUSIVE INVESTMENTS					
Revenue or expenditures	1.1. - 31.12.2023 state economy m EUR	1.1. - 31.12.2022 state economy m EUR	Change state economy m EUR	Change state economy %	
Purchase expenditure on goods and services	-8,046	-7,044	-1,002	14	
Staff costs	-5,665	-5,289	-376	7	
Other expenses	-37	-54	17	-31	
Pensions paid	-5,335	-4,980	-356	7	
Debt interest payments	-3,548	-2,490	-1,059	43	
Transfers to local government excl. wellbeing services county administration	-6,811	-15,407	8,596	-56	
Transfers to wellbeing services county administration	-21,466	-2,168	-19,298	890	
Transfers to industry	-3,655	-3,700	45	-1	
Transfers to households	-15,232	-14,703	-530	4	
Other transfers in Finland	-6,587	-5,955	-632	11	
Transfers abroad	-3,263	-3,503	240	-7	
Investments in fixed assets	-1,364	-1,554	190	-12	
<b>EXPENDITURES EXCLUSIVE INVESTMENTS</b>	<b>-81,011</b>	<b>-66,847</b>	<b>-14,164</b>	<b>21</b>	
REVENUE SURPLUS OR DEFICIT					
Revenue or expenditures	1.1. - 31.12.2023 state economy m EUR	1.1. - 31.12.2022 state economy m EUR	Change state economy m EUR	Change state economy %	
REVENUE EXCLUSIVE INVESTMENTS	72,003	60,974	11,029	18	
EXPENDITURES EXCLUSIVE INVESTMENTS	-81,011	-66,847	-14,164	21	
<b>REVENUE SURPLUS (+)/DEFICIT (-)</b>	<b>-9,008</b>	<b>-5,873</b>	<b>-3,135</b>	<b>53</b>	
FINANCING REQUIREMENT					
Revenue or expenditures	1.1. - 31.12.2023 state economy m EUR	1.1. - 31.12.2022 state economy m EUR	Change state economy m EUR	Change state economy %	
REVENUE SURPLUS (+)/DEFICIT (-)	-9,008	-5,873	-3,135	53	
Investments in securities	-937	-2,344	1,407	-60	
Capital gains on investments	379	315	63	20	
Loans granted	-1,023	-107	-916	857	
Repayments of loans granted	0	0	0	-40	
<b>FINANCING REQUIREMENT (-)</b>	<b>-10,589</b>	<b>-8,009</b>	<b>-2,580</b>	<b>32</b>	
NET CHANGE IN DEBT					
Revenue or expenditures	1.1. - 31.12.2023 state economy m EUR	1.1. - 31.12.2022 state economy m EUR	Change state economy m EUR	Change state economy %	
Net change in central government debt	14,544	12,932	1,612	12	
Net change in other debt	-317	-695	379	-54	
<b>NET CHANGE IN DEBT</b>	<b>14,227</b>	<b>12,237</b>	<b>1,991</b>	<b>16</b>	
CHANGE IN LIQUID ASSETS					
Revenue or expenditures	1.1. - 31.12.2023 state economy m EUR	1.1. - 31.12.2022 state economy m EUR	Change state economy m EUR	Change state economy %	
<b>CHANGE IN LIQUID ASSETS</b>	<b>3,639</b>	<b>4,228</b>	<b>-590</b>	<b>-14</b>	



# Central government revenue and expenditures







## CENTRAL GOVERNMENT DEBT AND OTHER FINANCIAL ITEMS (M EUR)

Central government debt	31.12.2023	31.12.2022	Change	Change %
Central government debt, in euros	156,172	141,628	14,544	10
Central government debt, in foreign currency	0	0	0	0
Central government debt in total	156,172	141,628	14,544	10
Unrealised foreign exchange differences	0	0	0	0
CENTRAL GOVERNMENT DEBT, NOMINAL VALUE	156,172	141,628	14,544	10
Other debt	3,548	3,865	-317	-8
FINANCIAL ITEMS INCLUDING FOREIGN EXCHANGE DIFFERENCES	159,721	145,493	14,228	10

## CENTRAL GOVERNMENT DEBT: MONTHLY BALANCES AND LINEAR TREND (BN EUR)



## LIQUID ASSETS

Assets	31.12.2023 m EUR	31.12.2022 m EUR	Change m EUR	Change %
Bank accounts and cash in the till	8,213	4,422	3,792	86
Short-term capital expenditures	6,503	6,656	-153	-2
<b>LIQUID ASSETS TOTAL</b>	<b>14,717</b>	<b>11,078</b>	<b>3,639</b>	<b>33</b>

## LIQUID ASSETS: MONTHLY BALANCES AND LINEAR TREND

