




Monthly review for central government finances

August 2024



The Monthly Review for Central Government Finances contains reports on the realisation of the state budget, and the state income, expenses, assets, liabilities, and cash flow.

The information is based on the accounting data supplied by accounting units and off-budget entities and maintained by the Finnish Government Shared Services Centre for Finance and HR in the Kieku system and from which the information is made available to consolidated accounting. The concepts of national accounts that are used by Statistics Finland in its reports are not used.

Reports 1 to 5 in this review describe the on-budget entities. Reports 1 and 2 present information from budget accounting, meaning that the profit and costs are presented using concepts and terms from the budget. The data in reports 3 to 5 are produced from business accounting and are presented using business accounting concepts. The income and expenses as well as receivables and debts between the offices and organisations are eliminated in the State income and expense account (report 3) and the central government balance sheet (report 5). The eliminated items are deducted from the respective calculation rows.

Reports 6 to 9 describe the Central Government Finances, referring to the financial complex consisting of the on-budget entities and the treasury finances outside the budget. The transactions, receivables, and debts between the on-budget entities and treasury finances have been eliminated. The data in the reports are produced from the business accounting data and are presented using business accounting concepts. Changes have been made in the contents of the funds statement for central government finances and balance of central government finances, which are presented in accordance with a more detailed elimination procedure.

The financial statement of the Central Government Finances is presented as a funds statement. More detailed interpretation instructions for the funds statement will be updated during this year. On the website can be found both time series related to the data in the funds statement and the publication schedule for the Monthly Review for Central Government Finances.

For more information on the monthly review, please contact Central Accounting, tel. +358 295 50 2000, or e-mail kkp (at) valtiokonttori.fi


1.

Balance of the on-budget entities (m EUR)

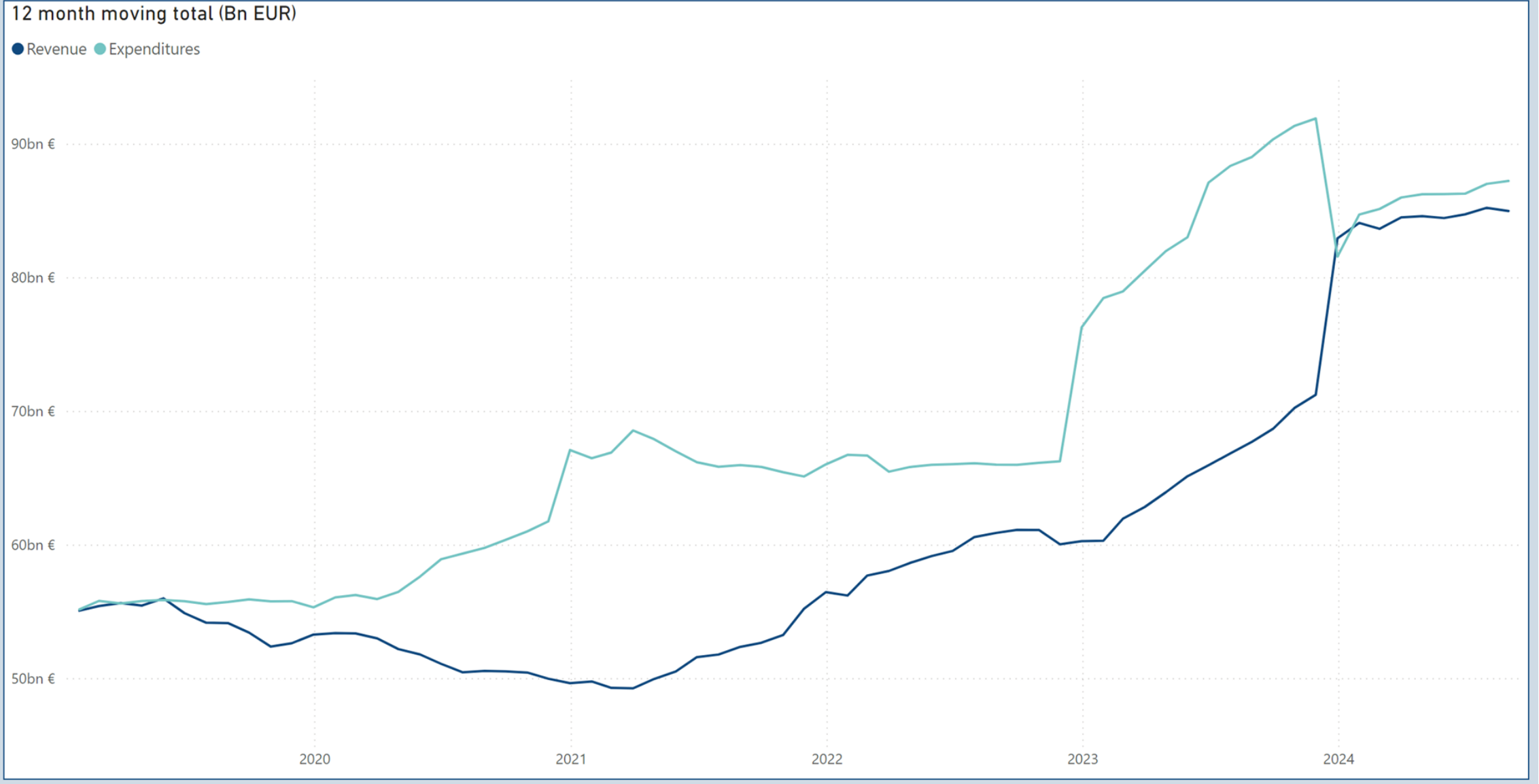
| Main title of revenues or item | Budgeted 2024 | Total 1.1. - 31.8.2024 | Total 1.1. - 31.8.2023 | Total 1.9.2023 - 31.8.2024 (12 month moving total) | Change from the previous year's 12 month moving total | Change from the previous year's 12 month moving total % |
|---|---------------|------------------------|------------------------|--|---|---|
| 11. Taxes and tax-like revenue | 65,182 | 43,990 | 43,132 | 64,318 | 4,884 | 8 |
| 12. Miscellaneous revenue | 7,548 | 4,641 | 3,906 | 17,888 | 11,395 | 176 |
| 13. Interest income, sales proceeds of shares and withdrawals of profit | 2,440 | 1,431 | 952 | 2,497 | 954 | 62 |
| 15.01. Debt redemptions to the state | 89 | 49 | 80 | 261 | 43 | 19 |
| Total revenue | 75,258 | 50,112 | 48,069 | 84,963 | 17,275 | 26 |

| Main title of revenues or item | Budgeted 2024 | Total 1.1. - 31.8.2024 | Total 1.1. - 31.8.2023 | Total 1.9.2023 - 31.8.2024 (12 month moving total) | Change from the previous year's 12 month moving total | Change from the previous year's 12 month moving total % |
|---|---------------|------------------------|------------------------|--|---|---|
| 21. Parliament | 145 | 91 | 89 | 142 | 5 | 4 |
| 22. President of the Republic | 47 | 14 | 8 | 43 | 16 | 61 |
| 23. Prime Minister's Office | 256 | 135 | 133 | 583 | 111 | 24 |
| 24. Ministry for Foreign Affairs | 1,283 | 707 | 735 | 1,309 | -140 | -10 |
| 25. Ministry of Justice | 1,215 | 799 | 720 | 1,210 | 113 | 10 |
| 26. Ministry of the Interior | 2,606 | 1,306 | 1,231 | 2,497 | 294 | 13 |
| 27. Ministry of Defence | 5,919 | 2,351 | 2,359 | 6,130 | 1,060 | 21 |
| 28. Ministry of Finance | 38,013 | 26,706 | 23,040 | 37,716 | -5,153 | -12 |
| 29. Ministry of Education and Culture | 8,089 | 6,297 | 5,951 | 7,968 | 56 | 1 |
| 30. Ministry of Agriculture and Forestry | 2,840 | 797 | 681 | 2,733 | -275 | -9 |
| 31. Ministry of Transport and Communications | 3,737 | 1,851 | 1,579 | 3,851 | 101 | 3 |
| 32. Ministry of Employment and the Economy | 3,884 | 1,657 | 1,690 | 3,269 | 48 | 1 |
| 33. Ministry of Social Affairs and Health | 16,469 | 11,016 | 10,691 | 16,230 | 71 | 0 |
| 35. Ministry of the Environment | 246 | 114 | 117 | 370 | -24 | -6 |
| 36. Interest on central government debt | 3,250 | 1,865 | 1,020 | 3,168 | 1,923 | 154 |
| Total expenditures excl. government dept payment | 87,997 | 55,706 | 50,044 | 87,219 | -1,793 | -2 |

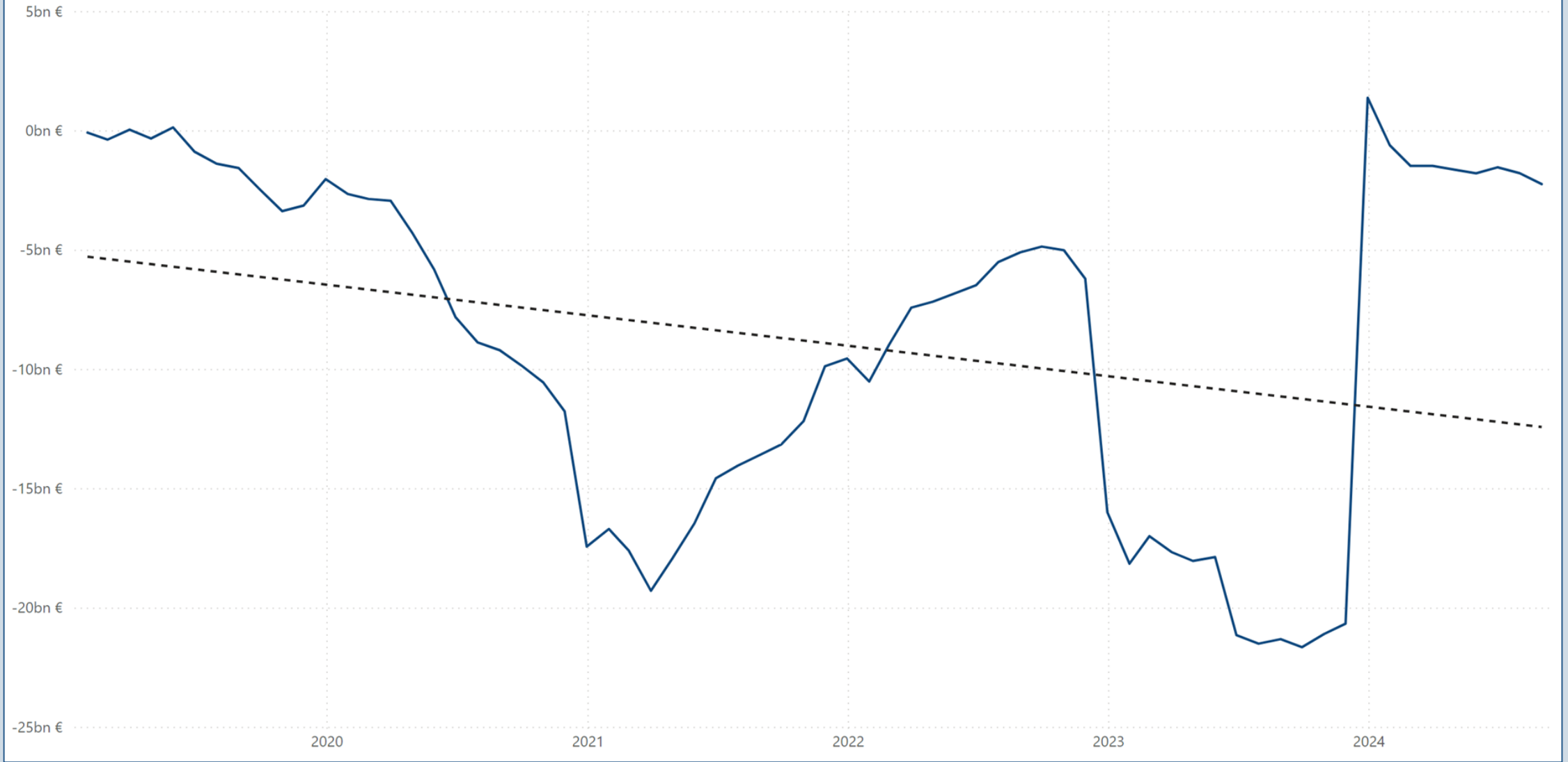
| Surplus/deficit | Budgeted 2024 surplus/deficit | Total 1.1. - 31.8.2024 surplus/deficit | Total 1.1. - 31.8.2023 surplus/deficit | Total 1.9.2023 - 31.8.2024 (12 month moving total) surplus/deficit | Change from the previous year's 12 month moving total surplus/deficit | Change from the previous year's 12 month moving total surplus/deficit % |
|-----------------|-------------------------------|--|--|--|---|---|
| Surplus/deficit | -12,739 | -5,594 | -1,975 | -2,255 | 19,068 | 89 |



On-budget entities' revenue and expenditures



12 month moving total and linear trend (Bn EUR)



TAXES AND TAX-LIKE REVENUE (M EUR)


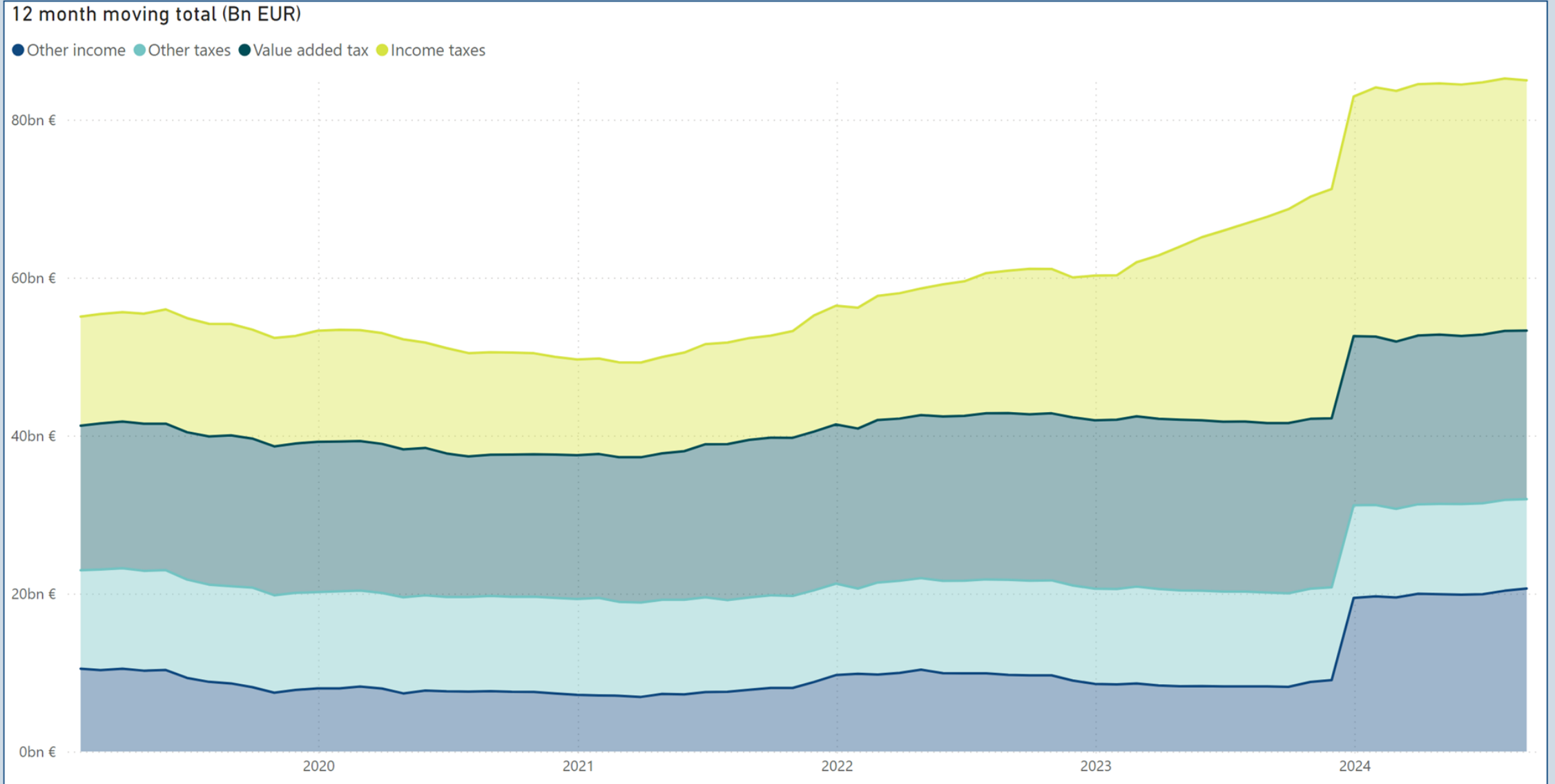
| Main title of revenues | Budgeted 2024 | Total 1.1. - 31.8.2024 | Total 1.1. - 31.8.2023 | Total 1.9.2023 - 31.8.2024 (12 month moving total) | Change from the previous year's 12 month moving total | Change from the previous year's 12 month moving total % |
|--|---------------|------------------------|------------------------|--|---|---|
| 11. Taxes and tax-like revenue total | 65,182 | 43,990 | 43,132 | 64,318 | 4,884 | 8 |
| Taxes on income and wealth | 32,805 | 22,745 | 21,098 | 33,198 | 5,958 | 22 |
| Earned income and capital income taxes | 26,093 | 18,069 | 16,822 | 25,836 | 5,481 | 27 |
| Corporation tax | 5,476 | 3,556 | 3,473 | 5,830 | 87 | 2 |
| Tax withheld at source on interest income | 254 | 246 | 28 | 264 | 233 | 744 |
| Inheritance and gift tax | 932 | 874 | 775 | 1,268 | 158 | 14 |
| Missin value | 50 | 0 | | 0 | 0 | 0 |
| Taxes on sales | 23,135 | 15,306 | 15,342 | 22,508 | -67 | 0 |
| Value added tax | 21,963 | 14,415 | 14,476 | 21,344 | -102 | 0 |
| Tax payable on certain insurance premiums | 971 | 686 | 652 | 955 | 44 | 5 |
| Pharmacy tax | 201 | 205 | 214 | 209 | -9 | -4 |
| Excise duties | 7,031 | 4,514 | 5,146 | 6,460 | -773 | -11 |
| Tobacco tax | 1,162 | 507 | 1,078 | 585 | -599 | -51 |
| Alcoholic beverage tax | 1,481 | 965 | 984 | 1,444 | -32 | -2 |
| Duty on soft drinks | 220 | 144 | 148 | 215 | -8 | -3 |
| Fuel tax | 4,153 | 2,888 | 2,926 | 4,200 | -134 | -3 |
| Excise duty of some beverage packages | 15 | 10 | 10 | 15 | 0 | -3 |
| Other taxes | 2,095 | 1,360 | 1,461 | 2,035 | -222 | -10 |
| Car tax | 308 | 213 | 266 | 325 | -82 | -20 |
| Transfer tax | 606 | 355 | 418 | 546 | -147 | -21 |
| Lottery tax | 137 | 75 | 37 | 94 | 43 | 84 |
| Vehicle tax | 1,036 | 715 | 735 | 1,067 | -34 | -3 |
| Waste tax | 8 | 2 | 5 | 4 | -3 | -42 |
| Missin value | 0 | 0 | | 0 | 0 | NaN |
| Other tax-like revenue | 116 | 65 | 85 | 116 | -12 | -9 |
| Some communication fees | 15 | 9 | 25 | 15 | -16 | -52 |
| Some traffic fees | 26 | 19 | 18 | 25 | 3 | 13 |
| Fairway dues | 51 | 33 | 36 | 45 | -5 | -11 |
| Other tax income | 7 | 0 | 6 | 14 | 1 | 11 |
| Electricity and gas network charges and wind power fees collected from wind farms in the Bay of Bothnia area | 6 | 0 | 0 | 5 | 0 | -5 |
| Administrative fees of the Financial Stability Facility | 8 | 0 | 0 | 6 | 3 | 77 |
| Radiation Activities Tax | 3 | 3 | 0 | 6 | 3 | 129 |
| Taxes and tax-like revenue total | 65,182 | 43,990 | 43,132 | 64,318 | 4,884 | 8 |

REVENUE TOTAL (M EUR)

| Main title of revenues | Budgeted 2024 | Total 1.1. - 31.8.2024 | Total 1.1. - 31.8.2023 | Total 1.9.2023 - 31.8.2024 (12 month moving total) | Change from the previous year's 12 month moving total | Change from the previous year's 12 month moving total % |
|--|---------------|------------------------|------------------------|--|---|---|
| 11. Taxes and tax-like revenue total | 65,182 | 43,990 | 43,132 | 64,318 | 4,884 | 8 |
| 12. Miscellaneous revenue | 7,548 | 4,641 | 3,906 | 17,888 | 11,395 | 176 |
| 13. Interest income, sales proceed of shares and withdrawals of profit | 2,440 | 1,431 | 952 | 2,497 | 954 | 62 |
| 15.01. Debt redemptions to the state | 89 | 49 | 80 | 261 | 43 | 19 |
| On-budget entities' revenue total | 75,258 | 50,112 | 48,069 | 84,963 | 17,275 | 26 |



On-budget entities' revenue



OPERATING INCOME

| Account group | 1.1.-31.8.2024 m EUR | 1.1.-31.8.2023 m EUR | Change m EUR | Change % |
|--------------------------------------|----------------------|----------------------|--------------|-----------|
| Income from free-charging operations | 616 | 580 | 36 | 6 |
| Rents for compensations for use | 20 | 20 | 0 | 0 |
| Other operating income | 501 | 549 | -48 | -9 |
| TOTAL OPERATING INCOME | 1,136 | 1,148 | -12 | -1 |

OPERATING EXPENSES

| Account group | 1.1.-31.8.2024 m EUR | 1.1.-31.8.2023 m EUR | Change m EUR | Change % |
|--|----------------------|----------------------|--------------|----------|
| Materials, supplies and goods | -456 | -450 | -6 | 1 |
| Staff costs | -3,878 | -3,743 | -135 | 4 |
| Rents | -655 | -599 | -57 | 9 |
| Purchases services | -2,177 | -2,203 | 26 | -1 |
| Other expenses | -951 | -872 | -79 | 9 |
| Increase (-) or decrease (+) in stocks of finished goods | 0 | 0 | 0 | -128 |
| Production for own use (-) | 74 | 73 | 1 | 1 |
| Depreciation | -915 | -886 | -29 | 3 |
| TOTAL OPERATING EXPENSES | -8,959 | -8,680 | -279 | 3 |

SURPLUS I

| 1.1.-31.8.2024 m EUR | 1.1.-31.8.2023 m EUR | Change m EUR | Change % |
|----------------------|----------------------|--------------|----------|
| -7,823 | -7,532 | -291 | 4 |

FINANCIAL INCOME AND EXPENSES

| Account group | 1.1.-31.8.2024 m EUR | 1.1.-31.8.2023 m EUR | Change m EUR | Change % |
|--------------------|----------------------|----------------------|--------------|----------|
| Financial income | 1,092 | 936 | 156 | 17 |
| Financial expenses | -2,146 | -2,317 | 172 | -7 |

EXTRA ORDINARY INCOME AND EXPENSES

| Account group | 1.1.-31.8.2024 m EUR | 1.1.-31.8.2023 m EUR | Change m EUR | Change % |
|------------------------|----------------------|----------------------|--------------|----------|
| Extraordinary income | 25 | 192 | -167 | -87 |
| Extraordinary expenses | -16 | -2 | -14 | 591 |

SURPLUS II

| 1.1.-31.8.2024 m EUR | 1.1.-31.8.2023 m EUR | Change m EUR | Change % |
|----------------------|----------------------|--------------|----------|
| -8,867 | -8,723 | -143 | 2 |

INCOME AND EXPENSES FROM PAYMENT TRANSFERS

| Account group | 1.1.-31.8.2024 m EUR | 1.1.-31.8.2023 m EUR | Change m EUR | Change % |
|---------------|----------------------|----------------------|--------------|----------|
| Income | 2,915 | 2,370 | 544 | 23 |
| Expenses | -46,262 | -42,498 | -3,764 | 9 |

SURPLUS III


| 1.1.-31.8.2024 m EUR | 1.1.-31.8.2023 m EUR | Change m EUR | Change % |
|----------------------|----------------------|--------------|----------|
| -52,214 | -48,851 | -3,363 | 7 |

INCOME FROM TAXES AND COMPULSORY CHARGES

| Account group | 1.1.-31.8.2024 m EUR | 1.1.-31.8.2023 m EUR | Change m EUR | Change % |
|---------------------------------------|----------------------|----------------------|--------------|----------|
| Taxes and charges of fiscal character | 43,378 | 42,555 | 823 | 2 |
| Other compulsory charges | 162 | 140 | 22 | 16 |

SURPLUS/DEFICIT FOR THE FINANCIAL PERIOD

| 1.1.-31.8.2024 m EUR | 1.1.-31.8.2023 m EUR | Change m EUR | Change % |
|----------------------|----------------------|--------------|----------|
| -8,675 | -6,156 | -2,518 | 41 |




INCOME FROM PAYMENT TRANSFERS (M EUR)

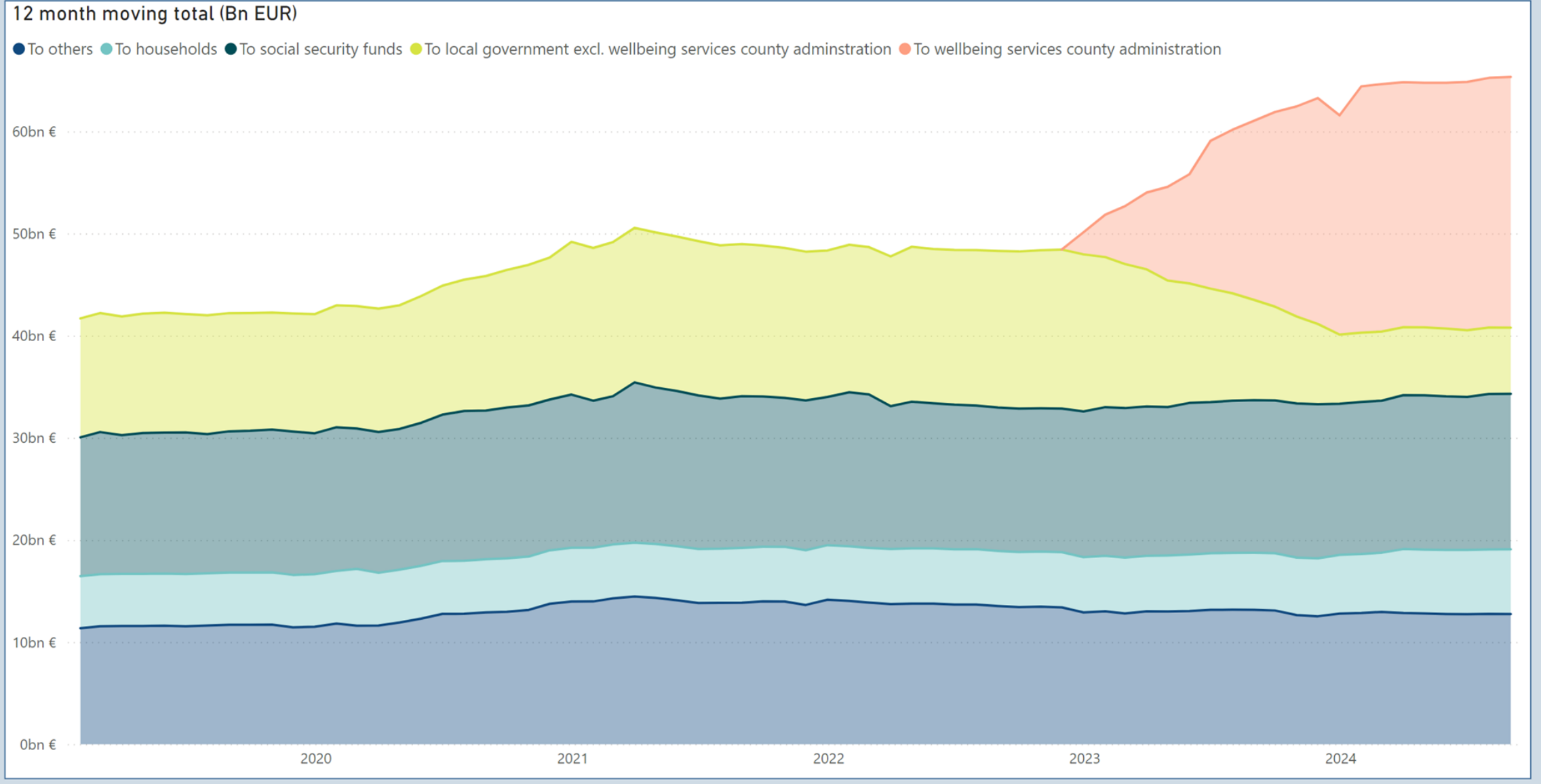
| Account type | 1.1.-31.8.2024 | 1.1.-31.8.2023 | Change | Change % |
|--|----------------|----------------|------------|-----------|
| 800 From local government excl. wellbeing services county admin. | 10 | 10 | 0 | 0 |
| 801 From wellbeing services county administration | 1 | | 1 | - |
| 802 From social security funds | 31 | 20 | 11 | 56 |
| 803 From industry | 1 | 1 | 0 | -19 |
| 805 From non-profit corporations | | 0 | 0 | -100 |
| 806 From households | 6 | 8 | -1 | -17 |
| 807 From institutions and Bodies of the European Union | 1,331 | 910 | 421 | 46 |
| 808 From rest of the world | 6 | 5 | 1 | 24 |
| 809 From central government | 1,524 | 1,418 | 107 | 8 |
| 810 Other income from payment transfers | 5 | | 5 | - |
| TOTAL INCOME FROM PAYMENT TRANSFERS | 2,915 | 2,370 | 544 | 23 |

EXPENSES FROM PAYMENT TRANSFERS (M EUR)

| Account type | 1.1.-31.8.2024 | 1.1.-31.8.2023 | Change | Change % |
|--|----------------|----------------|--------------|----------|
| 820 To local government excl. wellbeing services county admin. | -4,465 | -4,749 | 285 | -6 |
| 821 To wellbeing services county administration | -18,453 | -15,371 | -3082 | 20 |
| 822 To social security funds | -10,619 | -10,193 | -426 | 4 |
| 823 To industry | -1,722 | -1,570 | -152 | 10 |
| 824 To financial and insurance institutions | -14 | -14 | 0 | 2 |
| 825 To non-profit corporations | -1,990 | -2,035 | 45 | -2 |
| 826 To households | -3,962 | -3,387 | -575 | 17 |
| 827 To institutions and Bodies of the European Union | -1,231 | -1,514 | 282 | -19 |
| 828 To rest of the world | -551 | -607 | 56 | -9 |
| 829 To central government | -3,078 | -2,896 | -182 | 6 |
| 830 Other expenses from payment transfers | -178 | -162 | -16 | 10 |
| TOTAL EXPENSES FROM PAYMENT TRANSFERS | -46,262 | -42,498 | -3764 | 9 |



Expenses from payment transfers



NATIONAL PROPERTY

| Account group | 31.8.2024 m EUR | 31.8.2023 m EUR | Change m EUR | Change % |
|-------------------|-----------------|-----------------|--------------|----------|
| National property | 628 | 606 | 22 | 4 |

FIXED ASSETS


| Account group | 31.8.2024 m EUR | 31.8.2023 m EUR | Change m EUR | Change % |
|---|-----------------|-----------------|--------------|-----------|
| Intangible assets | 1,263 | 1,293 | -30 | -2 |
| Tangible assets | 21,811 | 21,742 | 70 | 0 |
| 120 Land and water | 8 | 8 | 0 | 0 |
| 121 Construction land and water areas | 1,193 | 1,186 | 7 | 1 |
| 122 Buildings | 190 | 239 | -48 | -20 |
| 123 Structures | 64 | 64 | 0 | 0 |
| 124 Constructions | 17,760 | 18,215 | -456 | -3 |
| 125-126 Machinery and equipment | 635 | 657 | -21 | -3 |
| 127 Fixtures and furnishings | 16 | 15 | 1 | 5 |
| 128 Other material assets | 11 | 11 | 0 | -1 |
| 129 Advance payments and construction in progress | 1,933 | 1,346 | 587 | 44 |
| Financial assets | 27,473 | 27,435 | 37 | 0 |
| 130 Securities held in fixed assets | 17,007 | 16,888 | 118 | 1 |
| 1310 Basic equity capital of state enterprises | 3,259 | 3,259 | 0 | 0 |
| 1311 Capital which is placed in state enterprises under terms of other equity capital | 2,846 | 2,845 | 2 | 0 |
| 134 Euro-denominated treasury notes issued | | 0 | 0 | NaN |
| 136 Other non-current domestic investments | 4,361 | 4,443 | -83 | -2 |
| TOTAL FIXED ASSETS | 50,547 | 50,470 | 77 | 0 |

CURRENT ASSETS

| Account group | 31.8.2024 m EUR | 31.8.2023 m EUR | Change m EUR | Change % |
|---|-----------------|-----------------|--------------|------------|
| Stocks | 620 | 621 | -1 | 0 |
| 150 Materials and supplies | 543 | 543 | 0 | 0 |
| 151 Work in progress | 4 | 4 | 0 | 0 |
| 152 Completed products/Goods | 73 | 73 | -1 | -1 |
| Non-current receivables | 5,448 | 4,996 | 452 | 9 |
| Current receivables | 3,271 | 3,373 | -102 | -3 |
| 170 Trade receivables | 72 | 101 | -29 | -29 |
| 171 Euro-denominated loan receivables | 293 | 478 | -186 | -39 |
| 172 Currency-denominated loan receivables | | 0 | 0 | NaN |
| 173 Accrued credits | 37 | 164 | -127 | -77 |
| 174 Other current receivables | 234 | 260 | -26 | -10 |
| 179 Prepayments | 2,635 | 2,370 | 265 | 11 |
| Short-term investments | 5,457 | 6,340 | -883 | -14 |
| Cash in hand and at banks | 10,251 | 7,817 | 2,434 | 31 |
| TOTAL CURRENT ASSETS | 25,047 | 23,147 | 1,900 | 8 |

TOTAL ASSETS

| Account class | 31.8.2024 m EUR | 31.8.2023 m EUR | Change m EUR | Change % |
|---------------|-----------------|-----------------|--------------|----------|
| ASSETS | 76,222 | 74,223 | 1,999 | 3 |



EQUITY CAPITAL


| Account group | 31.8.2024 m EUR | 31.8.2023 m EUR | Change m EUR | Change % |
|--|-----------------|-----------------|---------------|----------|
| STATE CAPITAL | -102,749 | -94,074 | -8,675 | 9 |
| 200 State capital 1st Jan 1998 | -30,048 | -30,048 | 0 | 0 |
| 207 Change in capital for previous financial periods | -64,026 | -56,588 | -7,438 | 13 |
| 209 Surplus/deficit for the financial period | -8,675 | -7,438 | -1,237 | 17 |
| CAPITAL IN FUNDS | 11 | 11 | 0 | 0 |
| 212 Other state funds and donations | 11 | 11 | 0 | 0 |
| EQUITY CAPITAL | -102,738 | -94,064 | -8,675 | 9 |

CREDITORS


| Account group | 31.8.2024 m EUR | 31.8.2023 m EUR | Change m EUR | Change % |
|---|-----------------|-----------------|---------------|------------|
| NON-CURRENT | 145,380 | 124,948 | 20,431 | 16 |
| 240 Euro-denominated loans taken out | 144,918 | 124,476 | 20,443 | 16 |
| 241 Foreign currency-denominated loans taken out | 1 | 1 | 0 | 0 |
| 247 Non-current accrued liabilities | 204 | 204 | 0 | 0 |
| 249 Other non-current liabilities | 257 | 269 | -11 | -4 |
| CURRENT | 33,580 | 43,338 | -9,758 | -23 |
| 250-251 Collective accounts of state funds outside the budget | 5,282 | 5,936 | -654 | -11 |
| 252 Payments to be made in the next financial period | 4,087 | 9,087 | -5,000 | -55 |
| 253 Current euro-denominated loans | 17,505 | 21,716 | -4,210 | -19 |
| 255 Outside assets under state management | 355 | 528 | -173 | -33 |
| 256 Advances received | 232 | 217 | 15 | 7 |
| 257 Trade payables | 268 | 849 | -581 | -68 |
| 258 Transactions between accounting agencies | 101 | 107 | -6 | -6 |
| 259-260 Items to be forwarded for payment | 1,761 | 1,798 | -37 | -2 |
| 261 Accrued liabilities | 1,975 | 2,072 | -97 | -5 |
| 262 Other current liabilities | 2,013 | 1,029 | 985 | 96 |
| Error accounts | 0 | 0 | 0 | - |
| CREDITORS | 178,960 | 168,287 | 10,673 | 6 |

TOTAL LIABILITIES

| Account class | 31.8.2024 m EUR | 31.8.2023 m EUR | Change m EUR | Change % |
|---------------|-----------------|-----------------|--------------|----------|
| Liabilities | 76,222 | 74,223 | 1,999 | 3 |



| OWN OPERATIONS | | | | | |
|--|--------------------------------------|--------------------------------------|----------------------------|------------------------|--|
| Operations | 1.1. - 31.8.2024 state economy m EUR | 1.1. - 31.8.2023 state economy m EUR | Change state economy m EUR | Change state economy % | |
| Income and wealth tax revenue | 21,625 | 20,295 | 1,330 | 7 | |
| Value added tax revenue | 14,422 | 14,488 | -67 | 0 | |
| Other tax revenue and revenue from public payments | 8,508 | 8,959 | -451 | -5 | |
| TAXES AND TAX-LIKE REVENUE TOTAL | 44,555 | 43,742 | 812 | 2 | |
| Service sales, rents, usage charges and other operating income | 2,733 | 2,849 | -116 | -4 | |
| Interest income and withdrawal of profit | 1,608 | 1,337 | 271 | 20 | |
| Purchase expenditure on goods and services | -5,790 | -5,411 | -379 | 7 | |
| Staff costs | -4,013 | -3,863 | -150 | 4 | |
| Other expenses | -25 | -39 | 14 | -36 | |
| Pensions paid | -3,705 | -3,114 | -592 | 19 | |
| Debt interest payments | -2,177 | -2,297 | 120 | -5 | |
| OWN OPERATIONS CASH FLOW | 33,185 | 33,204 | -19 | 0 | |
| TRANSFER FINANCES | | | | | |
| Operations | 1.1. - 31.8.2024 state economy m EUR | 1.1. - 31.8.2023 state economy m EUR | Change state economy m EUR | Change state economy % | |
| Transfer finance revenue | 1,404 | 963 | 441 | 46 | |
| Transfers to local government excl. wellbeing services county administration | -4,473 | -4,782 | 308 | -6 | |
| Transfers to wellbeing services county administration | -18,455 | -15,371 | -3,084 | 20 | |
| Transfers to industry | -1,942 | -1,661 | -282 | 17 | |
| Transfers to households | -10,886 | -10,473 | -412 | 4 | |
| Other transfers in Finland | -4,265 | -4,262 | -3 | 0 | |
| Transfers abroad | -1,782 | -2,373 | 590 | -25 | |
| TRANSFER FINANCES CASH FLOW | -40,399 | -37,958 | -2,441 | 6 | |
| INVESTMENTS | | | | | |
| Operations | 1.1. - 31.8.2024 state economy m EUR | 1.1. - 31.8.2023 state economy m EUR | Change state economy m EUR | Change state economy % | |
| Investments in fixed assets | -926 | -771 | -155 | 20 | |
| Gains on the sale of fixed assets | 9 | 7 | 3 | 39 | |
| Investments in securities | -1,197 | -765 | -431 | 56 | |
| Capital gains on investments | 364 | 128 | 237 | 186 | |
| Loans granted | -1,018 | -1,062 | 44 | -4 | |
| Repayments of loans granted | 771 | 531 | 240 | 45 | |
| INVESTMENTS CASH FLOW | -1,995 | -1,932 | -63 | 3 | |
| FINANCING | | | | | |
| Operations | 1.1. - 31.8.2024 state economy m EUR | 1.1. - 31.8.2023 state economy m EUR | Change state economy m EUR | Change state economy % | |
| Net change in central government debt | 11,232 | 10,927 | 306 | 3 | |
| Net change in other debt | -331 | -373 | 42 | -11 | |
| FINANCING CASH FLOW | 10,901 | 10,554 | 348 | 3 | |
| CHANGE IN LIQUID ASSETS | | | | | |
| Operations | 1.1. - 31.8.2024 state economy m EUR | 1.1. - 31.8.2023 state economy m EUR | Change state economy m EUR | Change state economy % | |
| CHANGE IN LIQUID ASSETS | 1,692 | 3,867 | -2,176 | -56 | |



REVENUE EXCLUSIVE INVESTMENTS

| Revenue or expenditures | 1.1. - 31.8.2024 state economy m EUR | 1.1. - 31.8.2023 state economy m EUR | Change state economy m EUR | Change state economy % |
|--|--------------------------------------|--------------------------------------|----------------------------|------------------------|
| Income and wealth tax revenue | 21,625 | 20,295 | 1,330 | 7 |
| Value added tax revenue | 14,422 | 14,488 | -67 | 0 |
| Other tax revenue and revenue from public payments | 8,508 | 8,959 | -451 | -5 |
| TAXES AND TAX-LIKE REVENUE TOTAL | 44,555 | 43,742 | 812 | 2 |
| Service sales, rents, usage charges and other operating income | 2,733 | 2,849 | -116 | -4 |
| Interest income and withdrawal of profit | 1,608 | 1,337 | 271 | 20 |
| Transfer finance revenue | 1,404 | 963 | 441 | 46 |
| Gains on the sale of fixed assets | 9 | 7 | 3 | 39 |
| REVENUE EXCLUSIVE INVESTMENTS | 50,309 | 48,898 | 1,411 | 3 |

EXPENDITURES EXCLUSIVE INVESTMENTS

| Revenue or expenditures | 1.1. - 31.8.2024 state economy m EUR | 1.1. - 31.8.2023 state economy m EUR | Change state economy m EUR | Change state economy % |
|--|--------------------------------------|--------------------------------------|----------------------------|------------------------|
| Purchase expenditure on goods and services | -5,790 | -5,411 | -379 | 7 |
| Staff costs | -4,013 | -3,863 | -150 | 4 |
| Other expenses | -25 | -39 | 14 | -36 |
| Pensions paid | -3,705 | -3,114 | -592 | 19 |
| Debt interest payments | -2,177 | -2,297 | 120 | -5 |
| Transfers to local government excl. wellbeing services county administration | -4,473 | -4,782 | 308 | -6 |
| Transfers to wellbeing services county administration | -18,455 | -15,371 | -3,084 | 20 |
| Transfers to industry | -1,942 | -1,661 | -282 | 17 |
| Transfers to households | -10,886 | -10,473 | -412 | 4 |
| Other transfers in Finland | -4,265 | -4,262 | -3 | 0 |
| Transfers abroad | -1,782 | -2,373 | 590 | -25 |
| Investments in fixed assets | -926 | -771 | -155 | 20 |
| EXPENDITURES EXCLUSIVE INVESTMENTS | -58,440 | -54,416 | -4,024 | 7 |

REVENUE SURPLUS OR DEFICIT

| Revenue or expenditures | 1.1. - 31.8.2024 state economy m EUR | 1.1. - 31.8.2023 state economy m EUR | Change state economy m EUR | Change state economy % |
|--|--------------------------------------|--------------------------------------|----------------------------|------------------------|
| REVENUE EXCLUSIVE INVESTMENTS | 50,309 | 48,898 | 1,411 | 3 |
| EXPENDITURES EXCLUSIVE INVESTMENTS | -58,440 | -54,416 | -4,024 | 7 |
| REVENUE SURPLUS (+)/DEFICIT (-) | -8,131 | -5,518 | -2,613 | 47 |

FINANCING REQUIREMENT

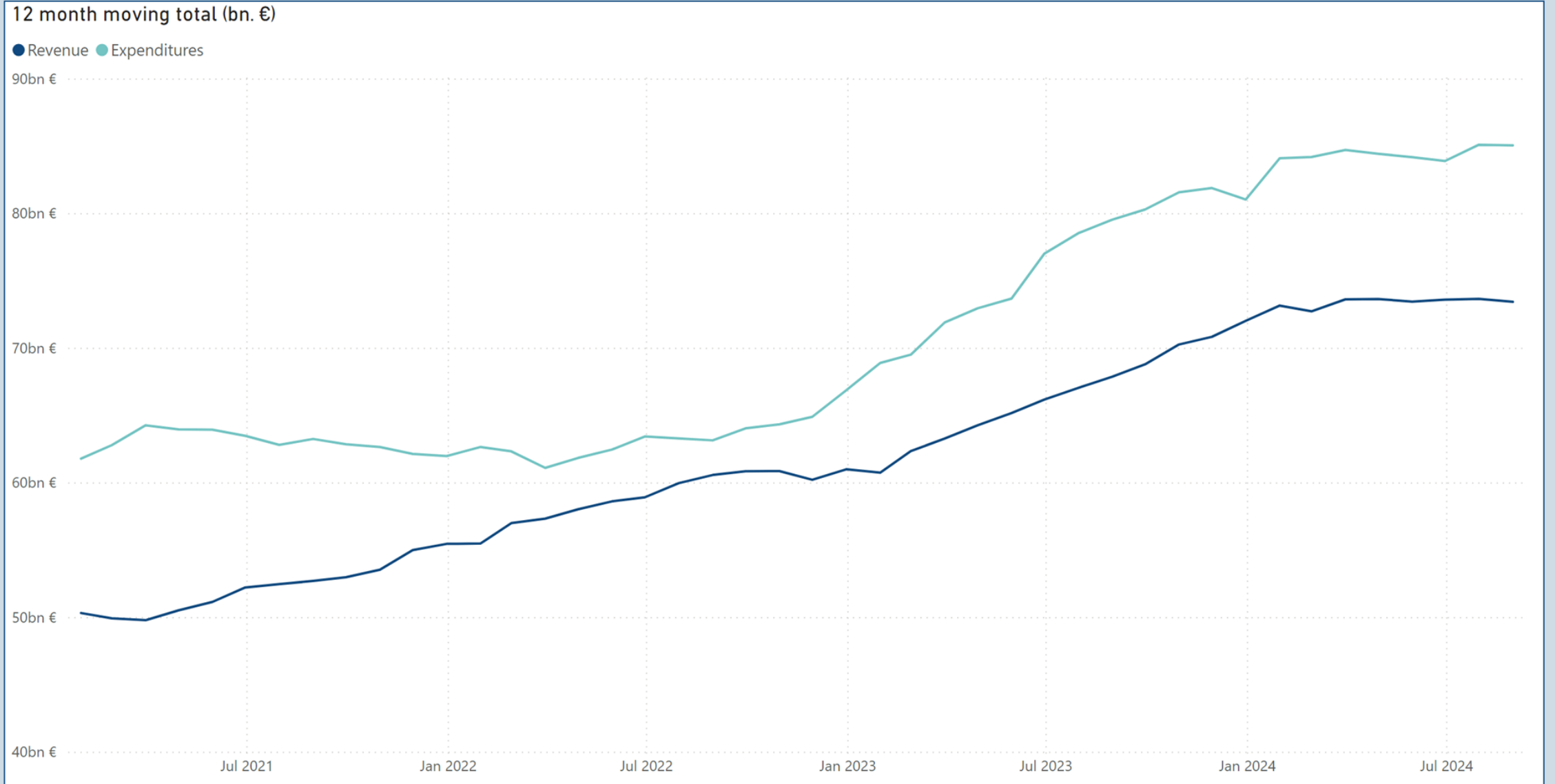
| Revenue or expenditures | 1.1. - 31.8.2024 state economy m EUR | 1.1. - 31.8.2023 state economy m EUR | Change state economy m EUR | Change state economy % |
|----------------------------------|--------------------------------------|--------------------------------------|----------------------------|------------------------|
| REVENUE SURPLUS (+)/DEFICIT (-) | -8,131 | -5,518 | -2,613 | 47 |
| Investments in securities | -1,197 | -765 | -431 | 56 |
| Capital gains on investments | 364 | 128 | 237 | 186 |
| Loans granted | -1,018 | -1,062 | 44 | -4 |
| Repayments of loans granted | 771 | 531 | 240 | 45 |
| FINANCING REQUIREMENT (-) | -9,210 | -6,687 | -2,523 | 38 |

NET CHANGE IN DEBT

| Revenue or expenditures | 1.1. - 31.8.2024 state economy m EUR | 1.1. - 31.8.2023 state economy m EUR | Change state economy m EUR | Change state economy % |
|---------------------------------------|--------------------------------------|--------------------------------------|----------------------------|------------------------|
| Net change in central government debt | 11,232 | 10,927 | 306 | 3 |
| Net change in other debt | -331 | -373 | 42 | -11 |
| NET CHANGE IN DEBT | 10,901 | 10,554 | 348 | 3 |


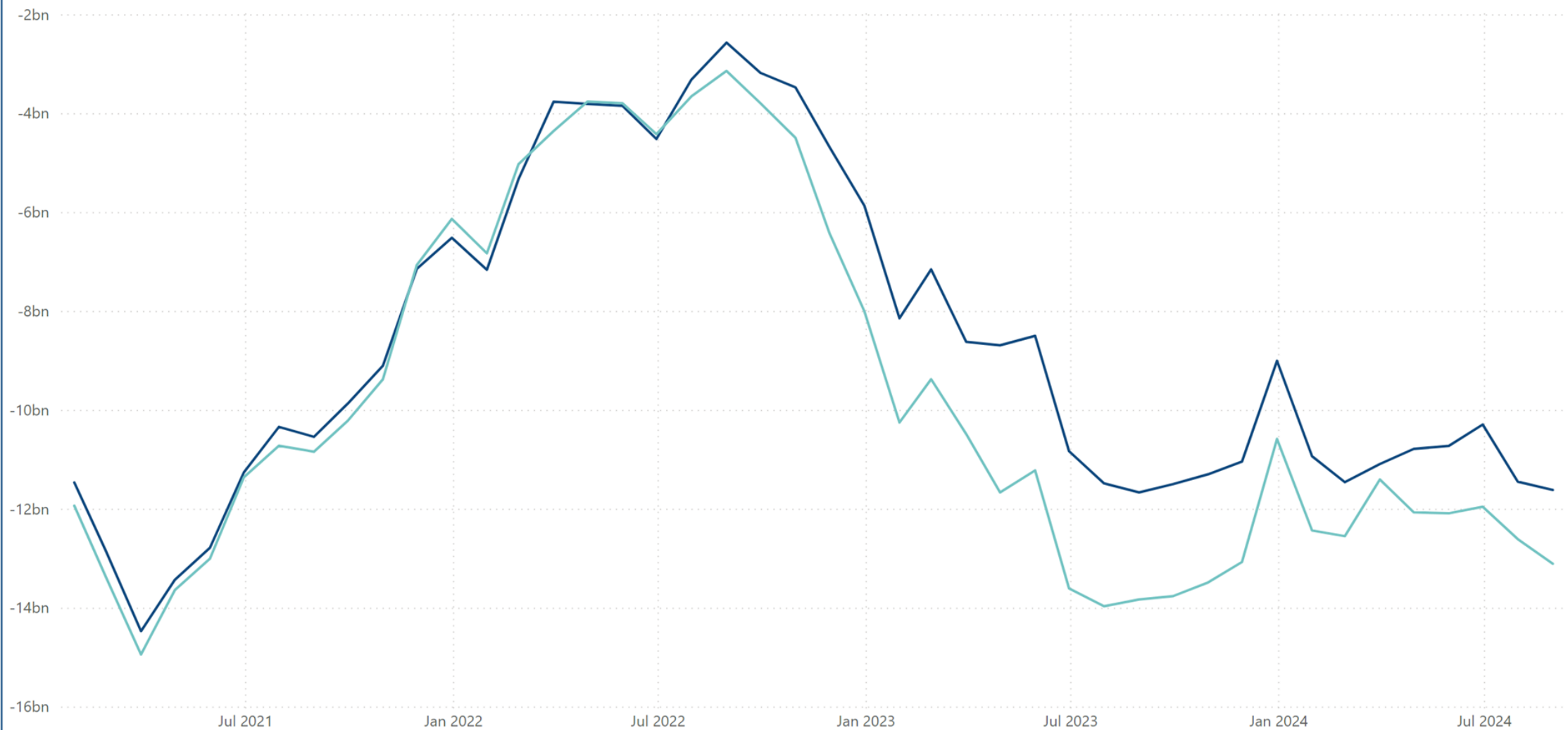
CHANGE IN LIQUID ASSETS

| Revenue or expenditures | 1.1. - 31.8.2024 state economy m EUR | 1.1. - 31.8.2023 state economy m EUR | Change state economy m EUR | Change state economy % |
|--------------------------------|--------------------------------------|--------------------------------------|----------------------------|------------------------|
| CHANGE IN LIQUID ASSETS | 1,692 | 3,867 | -2,176 | -56 |



12 month moving total (bn. €)

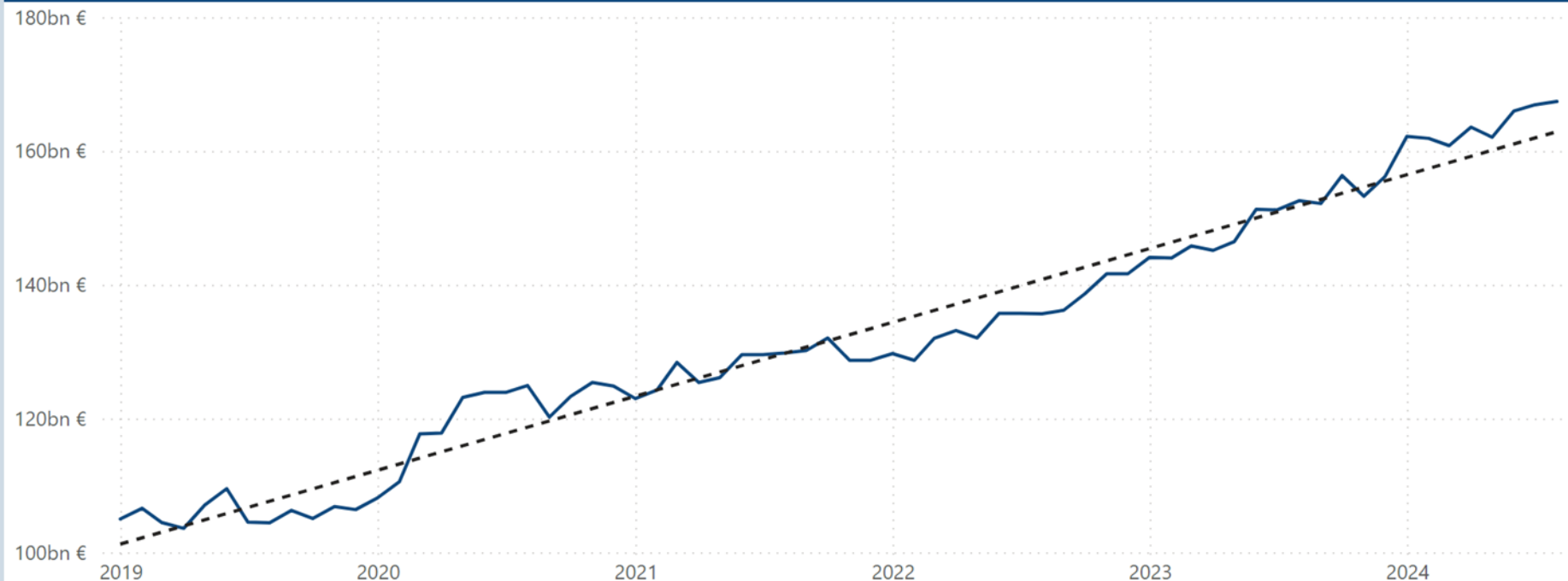
● Revenue surplus/deficit ● Financing requirement



CENTRAL GOVERNMENT DEBT AND OTHER FINANCIAL ITEMS (M EUR)

| | 31.8.2024 | 31.12.2023 | Change | Change % |
|--|-----------|------------|--------|----------|
| Central government debt | 31.8.2024 | 31.12.2023 | Change | Change % |
| Central government debt, in euros | 167,405 | 156,172 | 11,232 | 7 |
| Central government debt, in foreign currency | 0 | 0 | 0 | 0 |
| Central government debt in total | 167,405 | 156,172 | 11,232 | 7 |
| Unrealised foreign exchange differences | 0 | 0 | 0 | 0 |
| CENTRAL GOVERNMENT DEBT, NOMINAL VALUE | 167,405 | 156,172 | 11,232 | 7 |
| Other debt | 3,217 | 3,548 | -331 | -9 |
| FINANCIAL ITEMS INCLUDING FOREIGN EXCHANGE DIFFERENCES | 170,622 | 159,721 | 10,901 | 7 |

CENTRAL GOVERNMENT DEBT: MONTHLY BALANCES AND LINEAR TREND (BN EUR)



LIQUID ASSETS

| Assets | 31.8.2024 m EUR | 31.12.2023 m EUR | Change m EUR | Change % |
|------------------------------------|-----------------|------------------|--------------|-----------|
| Bank accounts and cash in the till | 10,812 | 8,213 | 2,599 | 32 |
| Short-term capital expenditures | 5,596 | 6,503 | -908 | -14 |
| LIQUID ASSETS TOTAL | 16,408 | 14,717 | 1,692 | 11 |

LIQUID ASSETS: MONTHLY BALANCES AND LINEAR TREND

